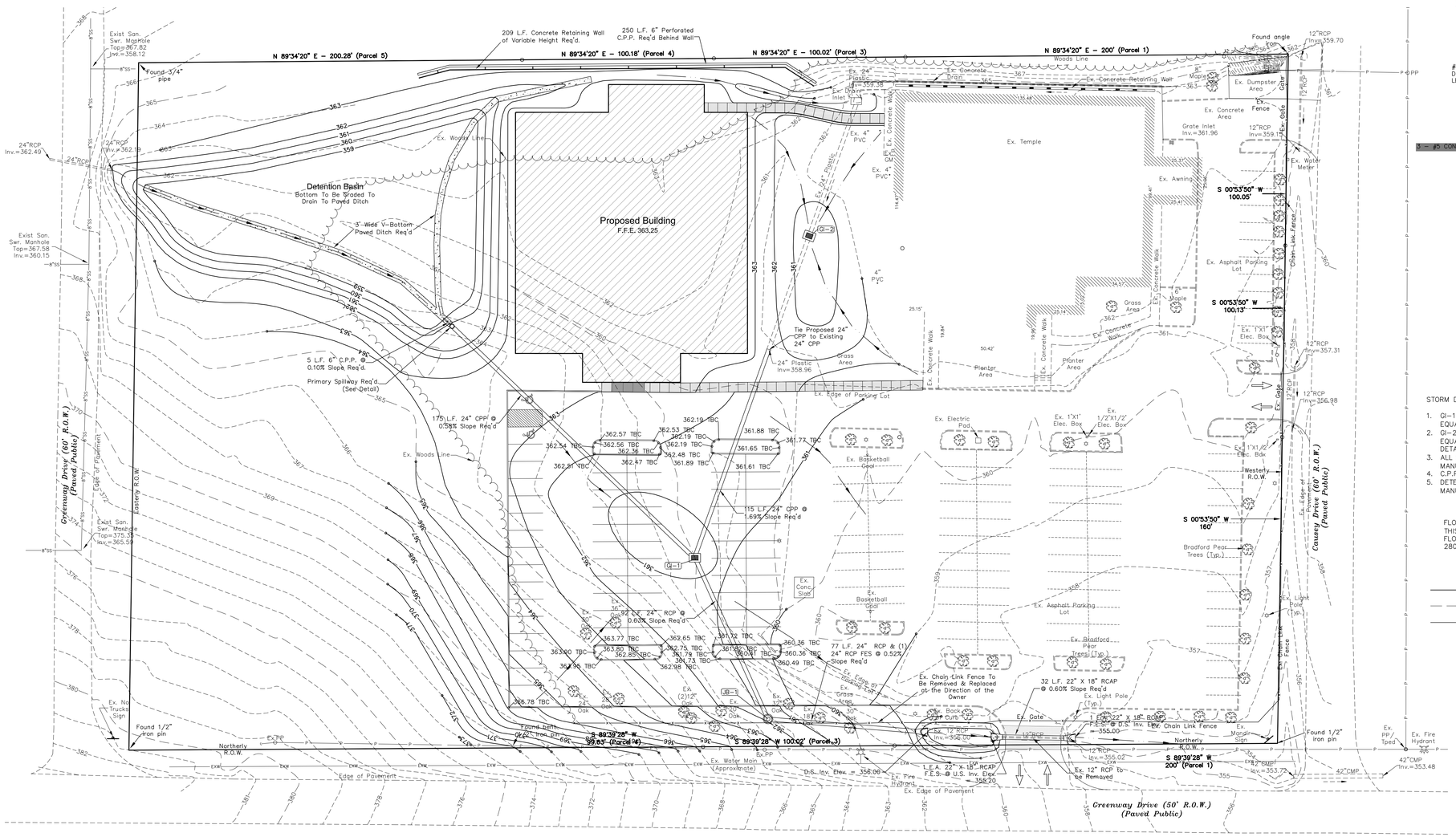

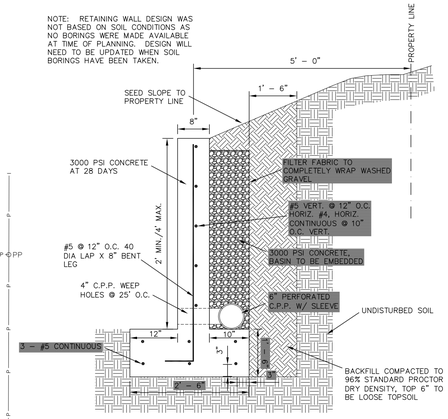

RETAINING WALL
N.T.S.

MISHRA ARCHITECTURE PLLC
P. O. Box 5666 Brandon MS 39047
Ph: (601) 914-4853 Fax: (601) 608-7866
EMAIL:ashish@mishraarch.com
WEB: www.mishraarch.com

CIVIL:
Benchmark Engineering & Surveying
101 Highpointe Court Suite B
Brandon, MS 39042
Phone: (601) 591-1077
Fax: (601) 591-0711
Email:gbonds@benchmarkms.net

STRUCTURAL:
S. K. International, Inc.
130 Main Street
Huntsville, AL 35811
Phone: (256) 852-3098
Fax: (256) 851-0886
Email: skint97@aol.com

ELECTRICAL:
William Council Tuberville
3080 Stage Post Drive, Suite 107
Memphis, TN 38116
Phone: (931) 676-3266

MECHANICAL:
Powell and Associates
886 Joe Dr
Collierville TN 38017-1415
Phone: (662) 890-4220
Fax: (662) 890-4224
Email: ROB@RHPOWELL.com

REVISIONS		
No.	Date	Description

Information contained on this drawing and in all digital files associated is authorized for use on the project named herein only and is the property of MISHRA ARCHITECTURE PLLC and may not be reproduced in any manner without express written or verbal permission from authorized individuals. Original drawing is 24"x36" and scales are as indicated.© 2008 MISHRA ARCHITECTURE PLLC

STORM DRAINAGE STRUCTURE DATA

GI–1	GI–2	JB–1
TOP=360.75	TOP=360.75	TOP=362.00
I.O.=356.99	I.O.=359.15	I.O.=356.41

TOP – ELEVATION OF THE TOP OF THE INLET GRATE & FRAME
I.I. – ELEVATION OF THE INVERT INTO THE INLET STRUCTURE
I.O. – ELEVATION OF THE INVERT OUT OF THE STRUCTURE

STORM DRAIN NOTES:

1. GI–1 SHALL BE A NYLOPLAST 2' X 3' GRATE INLET AS MANUFACTURED BY ADS (OR EQUAL) WITH A STANDARD H–25 GRATE.
2. GI–2 SHALL BE A NYLOPLAST 2' X 2' GRATE INLET AS MANUFACTURED BY ADS (OR EQUAL) WITH A STANDARD H–25 GRATE OR MADE OF 9" SOLID BLOCK, PER DETAILS.
3. ALL STORM DRAIN INSTALLATION (PIPING AND STRUCTURES) TO COMPLY WITH MANUFACTURER"S RECOMMENDATIONS.
4. C.P.P. TO BE MANUFACTURED BY ADS OR APPROVED EQUAL.
5. DETENTION OUTLET STRUCTURE TO BE A 24" NYLOPLAST DRAIN BASIN AS MANUFACTURED BY ADS (OR EQUAL)

FLOOD NOTE:
THIS PARCEL IS LOCATED IN FLOOD ZONE X (NOT SHADED) ACCORDING TO FLOOD INSURANCE RATE MAP NO. 28121C0192E, COMMUNITY PANEL NO. 280143 0192 E, EFFECTIVE DATE: NOVEMBER 5, 2003.

LEGEND

349	:	FINISHED GRADE CONTOURS
349	:	EXISTING CONTOURS
	:	GRADE TO DRAIN
381.60 TBC	:	PROPOSED SPOT ELEVATION
TA	:	TOP OF ASPHALT
TG	:	TOP BACK OF GROUND
TBC	:	TOP BACK OF CURB (6" HIGHER THAN PAVEMENT)

KEY PLAN

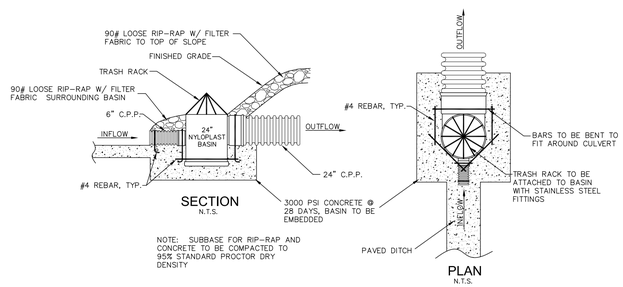

DETENTION BASIN OUTLET STRUCTURE
N.T.S.

GRADING NOTES:

1. SEE NOTES ON SHEET C1.1 FOR MORE INFORMATION.
2. CONTRACTOR TO MATCH EXISTING GRADE AND CROSS SLOPE WHERE TYING TO EXISTING ROADS & PARKING AREAS.
3. FINISHED GRADE CONTOURS REPRESENT THE FINAL "IN–PLACE" ELEVATION. CONTRACTOR TO TAKE INTO ACCOUNT PAVING STRUCTURE, SIDEWALK, BUILDING SLAB, ETC. WHEN GRADING
4. TOPSOIL TO BE SPOILED ON–SITE.
5. CONTRACTOR TO CONTACT UTILITY COMPANIES WHEN WORKING NEAR ONE OF THEIR LINES.
6. IT IS RECOMMENDED THAT THE OWNER/CONTRACTOR RETAIN THE SERVICES OF BURNS, COOLEY, DENNIS OR OTHER REPUTABLE GEOTECHNICAL ENGINEERING FIRM FOR INSPECTIONS OF ALL EARTHWORK OPERATIONS.
7. CONTRACTOR TO MEET WITH THE OWNER ON SITE TO DETERMINE WHICH SECTIONS OF THE FENCE ARE TO BE PRESERVED FOR RE–INSTALLATION. ALL SELECTED FENCING TO BE REMOVED CAREFULLY SO THAT IT MAY BE REINSTALLED. ANY SELECTED SECTIONS THAT DO NOT MEET THE OWNER'S APPROVAL AFTER REMOVAL TO BE REPLACED WITH NEW FENCE THAT MATCHES THE ORIGINAL AT THE CONTRACTOR'S EXPENSE. ALL FENCING THAT IS NOT TO BE RE–INSTALLED TO BE DISPOSED OF OFF–SITE AND REPLACED AT THE CONTRACTOR'S EXPENSE.

NORTH
GRAPHIC SCALE
30 0 15 30 60 120
(IN FEET)
1 inch = 30 ft.

BAPS, INC.

YOGI YOUTH CENTER

Greenway Drive
Jackson, MS 39206

Drawing Title
GRADING & DRAINAGE LAYOUT

Phase
Construction Documents

Project No.	07-051	Sheet No.	C3.2
Prepared by	Author		
Checked by	Checker		
Date	Feb. 27, 2009		

CONSTRUCTION

YOGI YOUTH CENTER

BENCHMARK
Engineering & Surveying, LLC
101 Highpointe Court, Suite B, Brandon, Mississippi 39042
Office: 601–591–1077 Fax: 601–591–0711
E–mail: benchmarkms@bellsouth.net

F:\Projects\B-1270\dwg\1270 BASE.dwg, 4/1/2009 8:11:46 AM, 1:30