STANDARD FASTENER SCHEDULE

H1000	17-14 x 1 1/4" TEK 3 WITH WASHER (SELF TAPPING)	H1047	12-14 x 2" TEK 2 WITH WASHER (SELF DRILLING)
H1020	1/4-14 x 1 1/4" TEK 3 WITHOUT WASHER (SELF DRILLING) — 3/16" THICK DRILLING CAPACITY (MAX)	H1050	12-14 x 3/4" SHARP POINT WITH WASHER (SELF TAPPING)
H1030	12-14 x 1 1/4" TEK 2 WITH WASHER (SELF DRILLING)	H1060	12-14 x 3/4" SHARP POINT WITHOUT WASHER (SELF TAPPING)
H1035	12-14 x 1 1/2" TEK 2 WITH WASHER (SELF DRILLING)	H1070	12-24 x 1 1/2" TEK 5 WITHOUT WASHER (SELF DRILLING) — 1/2" THICK DRILLING CAPACITY (MAX)
H1040	12-14 x 1 1/4" TEK 2 WITHOUT WASHER (SELF DRILLING)	H1080	11/32" x 1 1/4" WITH WASHER ("GOOF" SCREW) (SELF TAPPING)
H1045	12-14 x 2" TEK 2 WITHOUT WASHER (SELF DRILLING)	H1100	1/8" POP RIVET
		H1110	3/8" ø STAINLESS GROMMET FASTENER

GA0003

"CLASSIC PANEL" ERECTION NOTES

- H1080 STITCH FASTENER
- H1040 STRUCTURAL FASTENER

(PANELS 36" NET LAY)

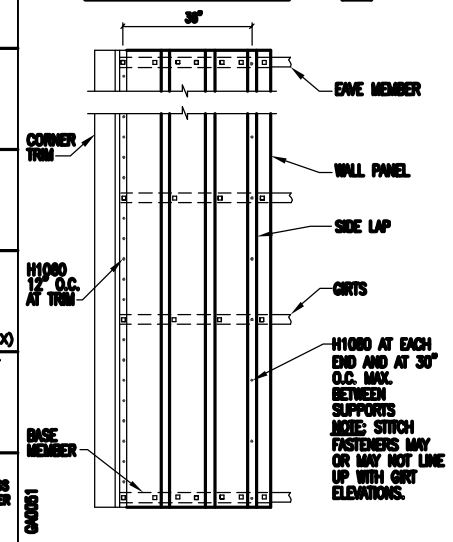

ERECTOR NOTE: 1/2" SIDELAP MASTIC (H3010) IS REQUIRED IN SNOWDRIFT CONDITIONS. REFER TO THE ELEVATIONS FOR LOCATION REQUIREMENTS.

1. BLOCK GIRTS TO "LEVEL" POSITION BEFORE STARTING PANEL ERECTION. MINIMUM WOOD BLOCKING (NOT BY NUCOR) UNDL PANEL TO STRUCTURAL FASTENERS ARE INSTALLED.
2. ALIGN AND PLUMB FIRST WALL PANEL.
3. TO PREVENT "OIL-CANNING", ALL PANEL FASTENERS SHOULD START FROM EAVE MEMBER AND THEN BE SECURED TO EACH STRUCTURAL GIRT TOWARD THE EAVE.
4. FOUNDATION MUST BE SQUARE, LEVEL, AND CORRECT TO THE CUT-TO-CUT STEEL LINE DIMENSIONS.
5. ERECTION CREW IS TO CLEAN ALL WALL PANELS BEFORE LEAVING JOB SITE.
6. ERECTOR IS TO ERECT PANELS SO THAT SIDELAPS ARE AWAY FROM THE MAIN TRAFFIC AREA'S LINE OF SIGHT.
7. STORE PANELS PROPERLY TO PREVENT MOISTURE. SEE ERECTION MANUAL.

GA0081

"REVERSE CLASSIC PANEL" ERECTION NOTES

- H1080 STITCH FASTENER
- H1040 STRUCTURAL FASTENER

(PANELS 36" NET LAY)

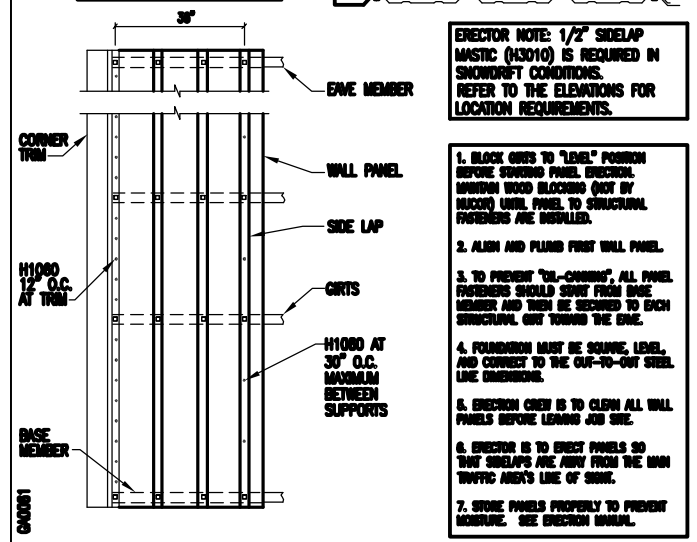

ERECTOR NOTE: 1/2" SIDELAP MASTIC (H3010) IS REQUIRED IN SNOWDRIFT CONDITIONS. REFER TO THE ELEVATIONS FOR LOCATION REQUIREMENTS.

1. BLOCK GIRTS TO "LEVEL" POSITION BEFORE STARTING PANEL ERECTION. MINIMUM WOOD BLOCKING (NOT BY NUCOR) UNDL PANEL TO STRUCTURAL FASTENERS ARE INSTALLED.
2. ALIGN AND PLUMB FIRST WALL PANEL.
3. TO PREVENT "OIL-CANNING", ALL PANEL FASTENERS SHOULD START FROM EAVE MEMBER AND THEN BE SECURED TO EACH STRUCTURAL GIRT TOWARD THE EAVE.
4. FOUNDATION MUST BE SQUARE, LEVEL, AND CORRECT TO THE CUT-TO-CUT STEEL LINE DIMENSIONS.
5. ERECTION CREW IS TO CLEAN ALL WALL PANELS BEFORE LEAVING JOB SITE.
6. ERECTOR IS TO ERECT PANELS SO THAT SIDELAPS ARE AWAY FROM THE MAIN TRAFFIC AREA'S LINE OF SIGHT.
7. STORE PANELS PROPERLY TO PREVENT MOISTURE. SEE ERECTION MANUAL.

GA0081

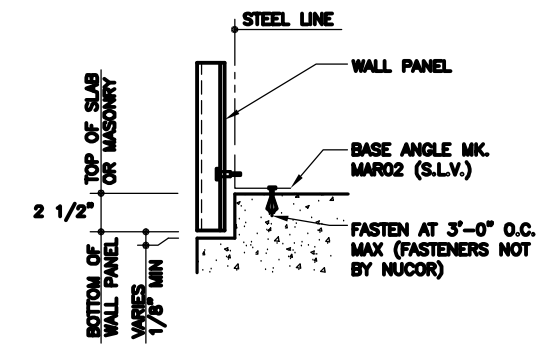

GB0200

WALL PANEL BASE DETAIL — 4 / D13

NOTCH DETAIL WITH ANGLE
SEE WALL SHEETING ERECTION NOTES FOR WALL PANEL FASTENER LOCATIONS

NOTE 1

FILLER TRIM MK. MFB01 (SHOWN) IS NOT REQUIRED WHERE START/FINISH DIMENSION IS LESS THAN OR EQUAL TO 3 1/2". SEE ELEVATIONS

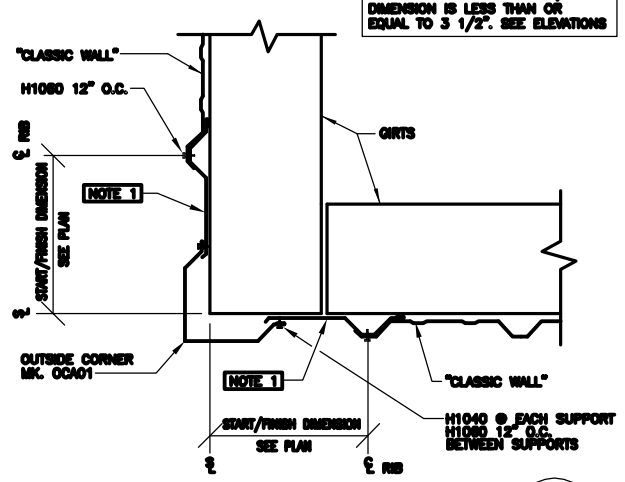

GC0021

OUTSIDE CORNER DETAIL — 5 / D13

"CLASSIC WALL"

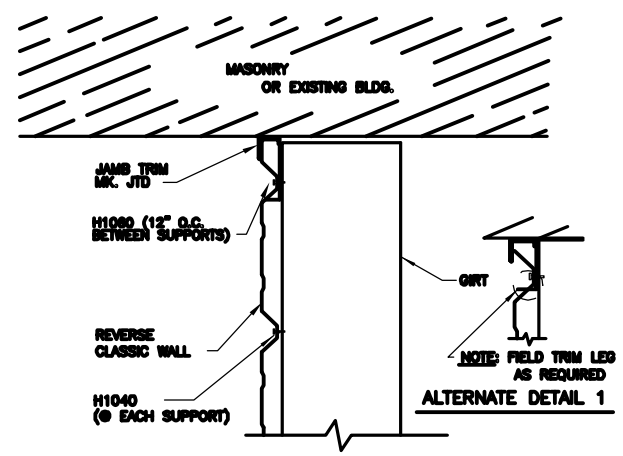

ALTERNATE DETAIL 1

GC0091

INSIDE CORNER TRANSITION DETAIL — 6 / D13

"REVERSE CLASSIC" WALL (JAMB TRIM) @ MASONRY OR EXISTING BLDG

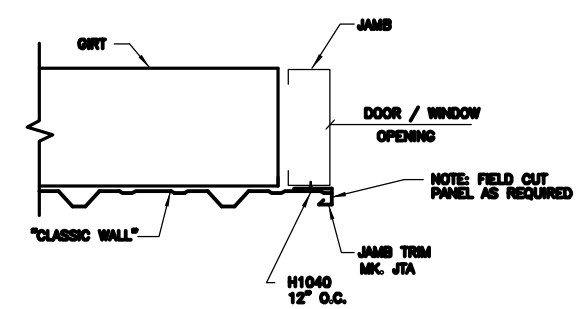

GD0020

JAMB DETAIL — 7 / D13

"CLASSIC WALL"

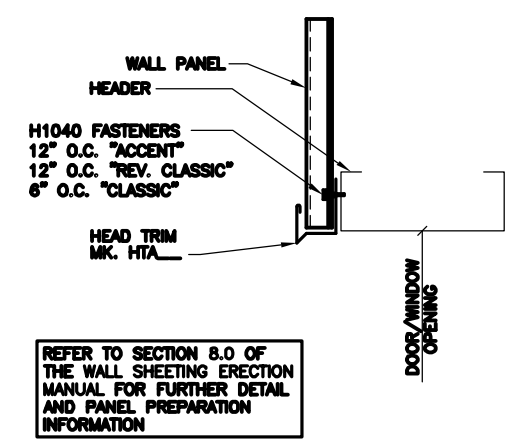

REFER TO SECTION 8.0 OF THE WALL SHEETING ERECTION MANUAL FOR FURTHER DETAIL AND PANEL PREPARATION INFORMATION

GD0040

HEADER DETAIL — 8 / D13

FOR ALL STANDARD WALL PANEL TYPES

JAMB TRIM INDICATED BY DASHED LINE. THE SILL TRIM EXTENDS 1" PAST EACH SIDE OF THE OPENING. THE JAMB TRIM THEN RESTS ON THE SILL TRIM.

REFER TO SECTION 8.0 OF THE WALL SHEETING ERECTION MANUAL FOR FURTHER DETAIL AND PANEL PREPARATION INFORMATION

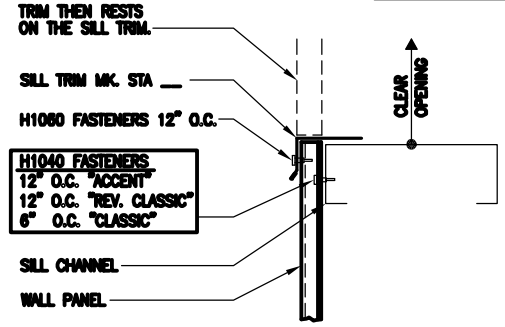

GD0070

SILL DETAIL — 9 / D13

FOR ALL STANDARD WALL PANEL TYPES

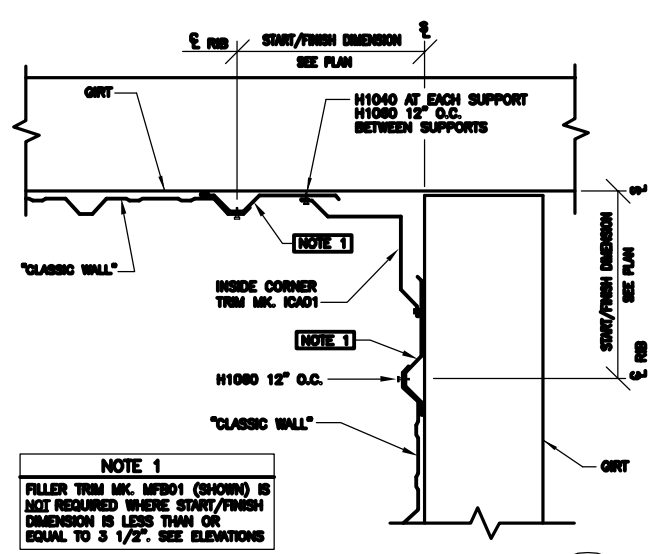

NOTE 1

FILLER TRIM MK. MFB01 (SHOWN) IS NOT REQUIRED WHERE START/FINISH DIMENSION IS LESS THAN OR EQUAL TO 3 1/2". SEE ELEVATIONS

GC0051

INSIDE CORNER DETAIL — 10 / D13

"CLASSIC WALL"

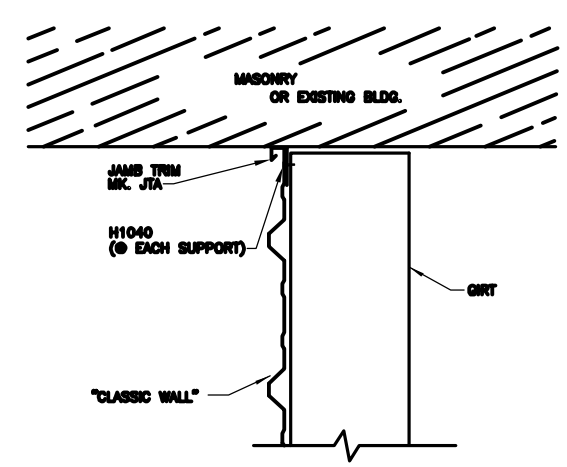

GC0081

INSIDE CORNER TRANSITION DETAIL — 11 / D13

"CLASSIC WALL" @ MASONRY OR EXISTING BUILDING

ISSUE	DWN	CHK	ENG	P.E.	DATE
APPROVAL	BW/EV	JR	JZ		11/26/08
REVISED APPROVAL	TJF		JZ		01/29/09
PERMITS FOR APPROVAL	JH		JZ		03/17/09
REVISED APPROVALS	NJS				04/09/09

NUCOR BUILDING SYSTEMS
600 APACHE TRAIL
TERRELL, TX 75160
PHONE: (972) 524-5407
FAX: (972) 524-5417

PROJECT NAME: ASHISH MISHRA
JACKSON, MS
CUSTOMER: METAL BUILDERS SUPPLY
PEARL, MS

JOB NUMBER: T08H0501A

SHEET NO: D13 of 14

THIS SEAL PERTAINS ONLY TO THE MATERIALS DESIGNED AND SUPPLIED BY NUCOR BUILDING SYSTEMS, A DIVISION OF NUCOR CORPORATION. THE DRAWINGS AND THE METAL BUILDING WHICH THEY REPRESENT ARE THE PRODUCT OF NUCOR BUILDING SYSTEMS. THE REGISTERED PROFESSIONAL ENGINEER WHOSE SEAL APPEARS ON THESE DRAWINGS IS EMPLOYED BY NUCOR BUILDING SYSTEMS AND DOES NOT SERVE AS OR REPRESENT THE PROJECT ENGINEER OF RECORD AND SHALL NOT BE CONSTRUED AS SUCH.