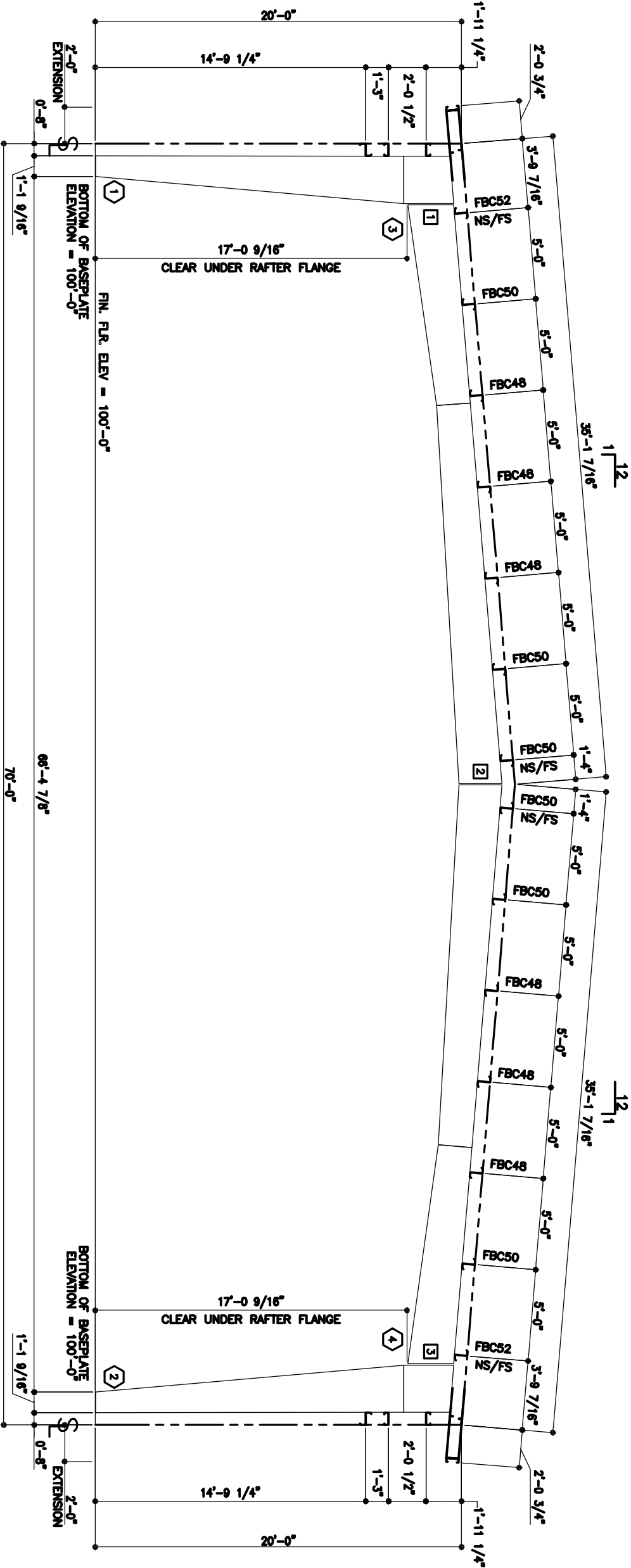
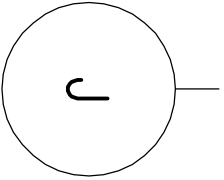
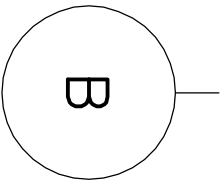


MEMBER		LOW PLATE		HIGH PLATE		OUTSIDE FLANGE		INSIDE FLANGE		MEMBER WEB	
ID	DESCRIPTION	WIDTH	THICK	WIDTH	THICK	WIDTH	THICK	WIDTH	THICK	DEPTH	THICK
1	8" BOLT	8.00	0.38	10.00	0.38	8.00	0.38	282.06	8.00	0.31	282.76
2	8" BOLT	8.00	0.38	10.00	0.38	8.00	0.38	282.06	8.00	0.31	282.76
3	8" BOLT	8.00	0.38	10.00	0.38	8.00	0.38	282.06	8.00	0.31	282.76
4	8" BOLT	8.00	0.38	10.00	0.38	8.00	0.38	282.06	8.00	0.31	282.76



- NOTES:
- 1) FOR COLUMN AND RAFTER MARK NUMBERS, SEE SHEET E5 (MARK NUMBER PLAN).
  - 2) FBC\_\_\_ INDICATES FLANGE BRACING LOCATIONS. FBD\_\_\_ INDICATES FLANGE BRACING LOCATIONS ON JOIST ROOFS.
  - 3) NS/FS INDICATES THAT FLANGE BRACING IS REQUIRED ON BOTH SIDES OF THE FRAME LINE. NOTE FOR EXPANDABLE ENDWALL RIGID FRAMES: IF FLANGE BRACING IS REQUIRED ON BOTH SIDES OF AN EXPANDABLE ENDWALL, THE OPPOSITE SIDE FLANGE BRACE WILL HAVE TO BE INSTALLED AT THE TIME OF EXPANSION. THESE FLANGE BRACES HAVE BEEN PROVIDED, AS REQUIRED, FOR THIS FUTURE CONDITION.
  - 4) IF NS/FS FLANGE BRACING IS NOT INDICATED, ONLY ONE FLANGE BRACE IS REQUIRED AND CAN BE LOCATED ON EITHER SIDE OF THE FRAME.
  - 5) "\*" INDICATES THE LONG SIDE OF THE INTERIOR COLUMNS. IF THE INTERIOR COLUMNS ARE REQUIRED, ORIENT AND ERECT THOSE COLUMNS ACCORDINGLY.
  - 6) RIGID FRAMES LOCATED AT THE RIDGE ARE TYPICALLY "FLAT-TOP" COLUMNS, UNLESS INDICATED BY THE "\*" SYMBOL.
- NOTE: COLUMNS SHALL HAVE 50% OF THEIR BOLTS INSTALLED AND TIGHTENED ON BOTH SIDES OF THE WEB ADJACENT TO EACH FLANGE BEFORE THE HOISTING EQUIPMENT IS RELEASED.

BOLT SCHEDULE			
ID	BOLT	DESCRIPTION	QUANTITY
1	8"	BOLT/PLATE 8/16" x 2 1/4" A308	16
2	8"	BOLT/PLATE 8/16" x 2 1/4" A308	16
3	8"	BOLT/PLATE 8/16" x 2 1/4" A308	16

DATE	P.E.	ENO	CHK	DWN	ISSUE
11/26/08	JZ	JR	JR	BW/EV	APPROVAL
01/29/09	JZ			TJF	REVISED APPROVALS
03/17/09	JZ			JH	PERMITS FOR APPROVAL
04/20/09				NJS	REVISED APPROVALS

PROJECT NAME:	ASHISH MISHRA
JACKSON, MS	
CUSTOMER:	METAL BUILDERS SUPPLY
PEARL, MS	

JOB NUMBER:	T08H0501A
SHEET NO:	E7 of 31

THIS SEAL PERMITS ONLY TO THE MATERIALS PERSONNEL AND SUPPLIED BY NUCOR CORPORATION. THE DRAWINGS AND REPRESENT ARE THE PRODUCT OF NUCOR PROFESSIONAL ENGINEER WHOSE SEAL APPEARS ON THESE DRAWINGS IS EMPLOYED BY NUCOR BUILDING SYSTEMS AND DOES NOT BE CONSIDERED AS SUCH.
---

NUCOR
BUILDING SYSTEMS
600 APACHE TRAIL
TERRELL, TX 75160
PHONE: (972) 524-5407
FAX: (972) 524-5417