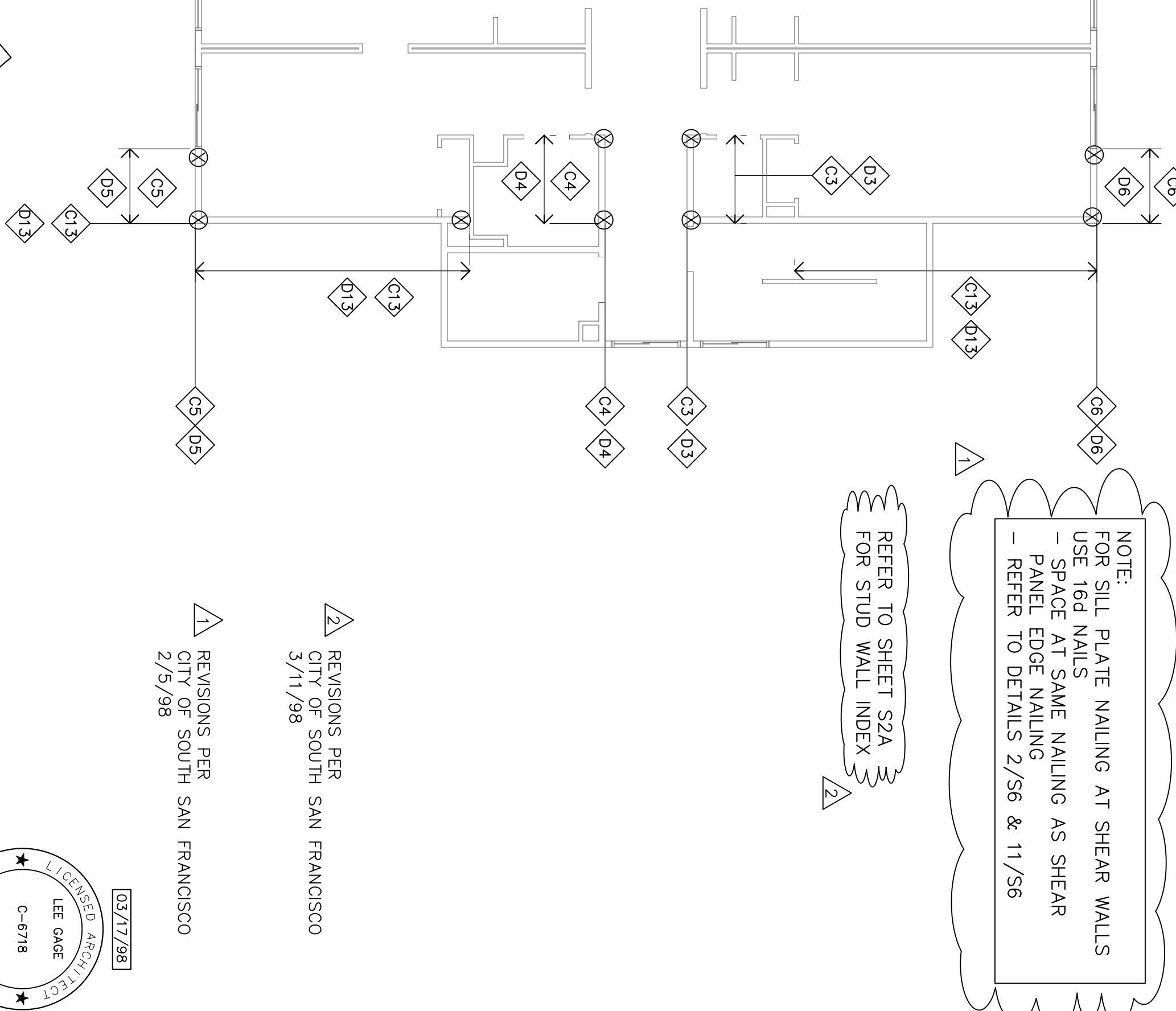
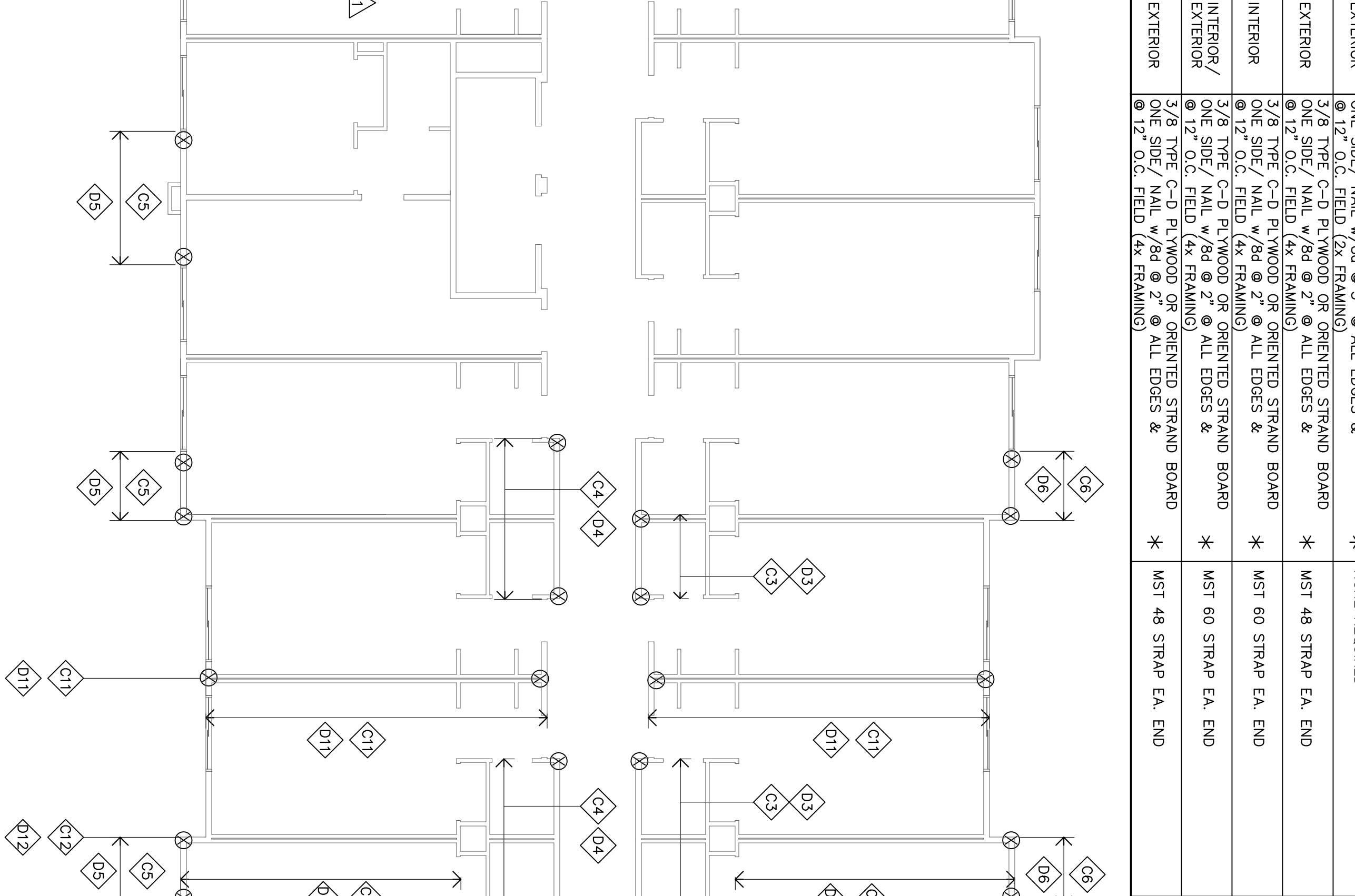
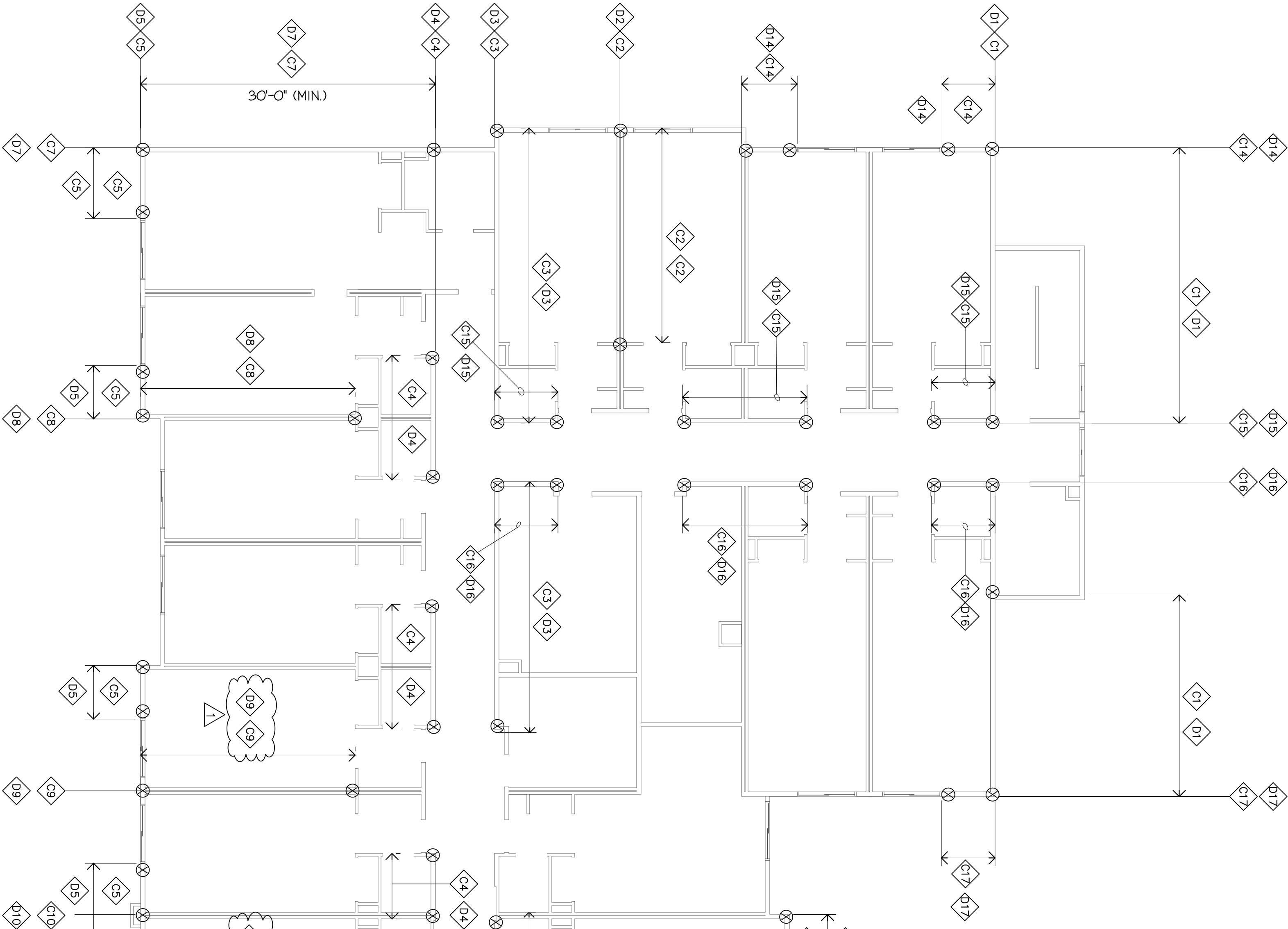


SHEAR PANEL SCHEDULE

S.W.L.	LOCATION	DESCRIPTION	FOUNDATION SUPPORT
3rd FLOOR WALLS			
C1	INTERIOR/ EXTERIOR	3/8 TYPE C-D PLYWOOD OR ORIENTED STRAND BOARD ONE SIDE/ NAIL w/8d @ 2" O.C. @ ALL EDGES & @ 12" O.C. FIELD (4x FRAMING)	MST 48 STRAP EA. END
C2	INTERIOR	3/8 TYPE C-D PLYWOOD OR ORIENTED STRAND BOARD ONE SIDE/ NAIL w/8d @ 2" O.C. @ ALL EDGES & @ 12" O.C. FIELD (4x FRAMING)	NONE REQUIRED
C3	INTERIOR/ EXTERIOR	3/8 TYPE C-D PLYWOOD OR ORIENTED STRAND BOARD ONE SIDE/ NAIL w/8d @ 2" O.C. @ ALL EDGES & @ 12" O.C. FIELD (4x FRAMING)	MST 60 STRAP EA. END
C4	INTERIOR/ EXTERIOR	3/8 TYPE C-D PLYWOOD OR ORIENTED STRAND BOARD ONE SIDE/ NAIL w/8d @ 2" O.C. @ ALL EDGES & @ 12" O.C. FIELD (4x FRAMING)	MST 60 STRAP EA. END
C5	EXTERIOR	3/8 TYPE C-D PLYWOOD OR ORIENTED STRAND BOARD ONE SIDE/ NAIL w/8d @ 2" O.C. @ ALL EDGES & @ 12" O.C. FIELD (4x FRAMING)	MST 48 STRAP EA. END
C6	EXTERIOR	3/8 TYPE C-D PLYWOOD OR ORIENTED STRAND BOARD ONE SIDE/ NAIL w/8d @ 2" O.C. @ ALL EDGES & @ 12" O.C. FIELD (4x FRAMING)	MST 48 STRAP EA. END
C7	EXTERIOR	3/8 TYPE C-D PLYWOOD OR ORIENTED STRAND BOARD ONE SIDE/ NAIL w/8d @ 6" O.C. @ ALL EDGES & @ 12" O.C. FIELD (2x FRAMING)	NONE REQUIRED
C8	INTERIOR/ EXTERIOR	3/8 TYPE C-D PLYWOOD OR ORIENTED STRAND BOARD BOTH SIDES OF BRG. WALL/ NAIL w/8d @ 3" O.C. @ ALL * @ 12" O.C. FIELD (2x FRAMING)	NONE REQUIRED
C9	INTERIOR	3/8 TYPE C-D PLYWOOD OR ORIENTED STRAND BOARD BOTH SIDES OF BRG. WALL/ NAIL w/8d @ 3" O.C. @ ALL * @ 12" O.C. FIELD (2x FRAMING)	NONE REQUIRED
C10	INTERIOR	3/8 TYPE C-D PLYWOOD OR ORIENTED STRAND BOARD BOTH SIDES OF BRG. WALL/ NAIL w/8d @ 3" O.C. @ ALL * @ 12" O.C. FIELD (2x FRAMING)	MST 37 STRAP EA. END (2 WALLS)
C11	INTERIOR	3/8 TYPE C-D PLYWOOD OR ORIENTED STRAND BOARD BOTH SIDES OF BRG. WALL/ NAIL w/8d @ 3" O.C. @ ALL * @ 12" O.C. FIELD (2x FRAMING)	CS16 STRAP @ EACH END ON BOTH WALLS (11" END LENGTH) (2 WALLS)
C12	INTERIOR/ EXTERIOR	3/8 TYPE C-D PLYWOOD OR ORIENTED STRAND BOARD ONE SIDE/ NAIL w/8d @ 3" O.C. @ ALL EDGES & @ 12" O.C. FIELD (2x FRAMING)	NONE REQUIRED
C13	EXTERIOR	3/8 TYPE C-D PLYWOOD OR ORIENTED STRAND BOARD ONE SIDE/ NAIL w/8d @ 3" O.C. @ ALL EDGES & @ 12" O.C. FIELD (2x FRAMING)	NONE REQUIRED
C14	EXTERIOR	3/8 TYPE C-D PLYWOOD OR ORIENTED STRAND BOARD ONE SIDE/ NAIL w/8d @ 2" O.C. @ ALL EDGES & @ 12" O.C. FIELD (2x FRAMING)	MST 48 STRAP EA. END
C15	INTERIOR	3/8 TYPE C-D PLYWOOD OR ORIENTED STRAND BOARD ONE SIDE/ NAIL w/8d @ 2" O.C. @ ALL EDGES & @ 12" O.C. FIELD (4x FRAMING)	MST 60 STRAP EA. END
C16	INTERIOR/ EXTERIOR	3/8 TYPE C-D PLYWOOD OR ORIENTED STRAND BOARD ONE SIDE/ NAIL w/8d @ 2" O.C. @ ALL EDGES & @ 12" O.C. FIELD (4x FRAMING)	MST 60 STRAP EA. END
C17	EXTERIOR	3/8 TYPE C-D PLYWOOD OR ORIENTED STRAND BOARD ONE SIDE/ NAIL w/8d @ 2" O.C. @ ALL EDGES & @ 12" O.C. FIELD (4x FRAMING)	MST 48 STRAP EA. END

SHEAR PANEL SCHEDULE

S.W.L.	LOCATION	DESCRIPTION	FOUNDATION SUPPORT
4th FLOOR WALLS			
D1	INTERIOR/ EXTERIOR	3/8 TYPE C-D PLYWOOD OR ORIENTED STRAND BOARD ONE SIDE/ NAIL w/8d @ 6" O.C. @ ALL EDGES & @ 12" O.C. FIELD (2x FRAMING)	CS16 STRAP @ EACH END (11" END LENGTH)
D2	INTERIOR	3/8 TYPE C-D PLYWOOD OR ORIENTED STRAND BOARD ONE SIDE/ NAIL w/8d @ 6" O.C. @ ALL EDGES & @ 12" O.C. FIELD (2x FRAMING)	NONE REQUIRED
D3	INTERIOR/ EXTERIOR	3/8 TYPE C-D PLYWOOD OR ORIENTED STRAND BOARD ONE SIDE/ NAIL w/8d @ 6" O.C. @ ALL EDGES & @ 12" O.C. FIELD (2x FRAMING)	CS16 STRAP @ EACH END (11" END LENGTH)
D4	INTERIOR/ EXTERIOR	3/8 TYPE C-D PLYWOOD OR ORIENTED STRAND BOARD ONE SIDE/ NAIL w/8d @ 6" O.C. @ ALL EDGES & @ 12" O.C. FIELD (2x FRAMING)	CS16 STRAP @ EACH END (11" END LENGTH)
D5	EXTERIOR	3/8 TYPE C-D PLYWOOD OR ORIENTED STRAND BOARD ONE SIDE/ NAIL w/8d @ 6" O.C. @ ALL EDGES & @ 12" O.C. FIELD (2x FRAMING)	CS16 STRAP @ EACH END (11" END LENGTH)
D6	EXTERIOR	3/8 TYPE C-D PLYWOOD OR ORIENTED STRAND BOARD ONE SIDE/ NAIL w/8d @ 6" O.C. @ ALL EDGES & @ 12" O.C. FIELD (2x FRAMING)	CS16 STRAP @ EACH END (11" END LENGTH)
D7	EXTERIOR	3/8 TYPE C-D PLYWOOD OR ORIENTED STRAND BOARD ONE SIDE/ NAIL w/8d @ 6" O.C. @ ALL EDGES & @ 12" O.C. FIELD (2x FRAMING)	CS16 STRAP @ EACH END (11" END LENGTH)
D8	INTERIOR/ EXTERIOR	3/8 TYPE C-D PLYWOOD OR ORIENTED STRAND BOARD ONE SIDE/ NAIL w/8d @ 6" O.C. @ ALL EDGES & @ 12" O.C. FIELD (2x FRAMING)	CS16 STRAP @ EACH END (11" END LENGTH)
D9	INTERIOR	3/8 TYPE C-D PLYWOOD OR ORIENTED STRAND BOARD ONE SIDE/ NAIL w/8d @ 6" O.C. @ ALL EDGES & @ 12" O.C. FIELD (2x FRAMING)	CS16 STRAP @ EACH END (11" END LENGTH)
D10	INTERIOR	3/8 TYPE C-D PLYWOOD OR ORIENTED STRAND BOARD ONE SIDE/ NAIL w/8d @ 3" O.C. @ ALL EDGES & @ 12" O.C. FIELD (2x FRAMING)	CS16 STRAP @ EACH END (11" END LENGTH)
D11	INTERIOR	3/8 TYPE C-D PLYWOOD OR ORIENTED STRAND BOARD ONE SIDE/ NAIL w/8d @ 3" O.C. @ ALL EDGES & @ 12" O.C. FIELD (2x FRAMING)	CS16 STRAP @ EACH END (11" END LENGTH)
D12	INTERIOR/ EXTERIOR	3/8 TYPE C-D PLYWOOD OR ORIENTED STRAND BOARD ONE SIDE/ NAIL w/8d @ 6" O.C. @ ALL EDGES & @ 12" O.C. FIELD (2x FRAMING)	NONE REQUIRED
D13	EXTERIOR	3/8 TYPE C-D PLYWOOD OR ORIENTED STRAND BOARD ONE SIDE/ NAIL w/8d @ 6" O.C. @ ALL EDGES & @ 12" O.C. FIELD (2x FRAMING)	NONE REQUIRED
D14	EXTERIOR	3/8 TYPE C-D PLYWOOD OR ORIENTED STRAND BOARD ONE SIDE/ NAIL w/8d @ 6" O.C. @ ALL EDGES & @ 12" O.C. FIELD (2x FRAMING)	CS16 STRAP @ EACH END (11" END LENGTH)
D15	INTERIOR	3/8 TYPE C-D PLYWOOD OR ORIENTED STRAND BOARD ONE SIDE/ NAIL w/8d @ 6" O.C. @ ALL EDGES & @ 12" O.C. FIELD (2x FRAMING)	CS16 STRAP @ EACH END (11" END LENGTH)
D16	INTERIOR/ EXTERIOR	3/8 TYPE C-D PLYWOOD OR ORIENTED STRAND BOARD ONE SIDE/ NAIL w/8d @ 6" O.C. @ ALL EDGES & @ 12" O.C. FIELD (2x FRAMING)	CS16 STRAP @ EACH END (11" END LENGTH)
D17	EXTERIOR	3/8 TYPE C-D PLYWOOD OR ORIENTED STRAND BOARD ONE SIDE/ NAIL w/8d @ 6" O.C. @ ALL EDGES & @ 12" O.C. FIELD (2x FRAMING)	CS16 STRAP @ EACH END (11" END LENGTH)



NOTE:
FOR SILL PLATE NAILING AT SHEAR WALLS
USE 16d NAILS
- SPACE AT SAME NAILING AS SHEAR
PANEL EDGE NAILING
- REFER TO DETAILS 2/S6 & 11/S6

REFER TO SHEET S2A
FOR STUD WALL INDEX

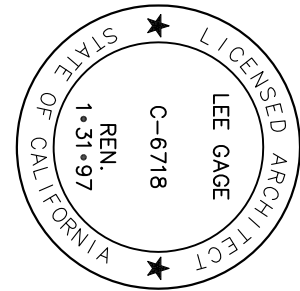
REVISIONS PER
CITY OF SOUTH SAN FRANCISCO
3/11/98

REVISIONS PER
CITY OF SOUTH SAN FRANCISCO
2/5/98

SHEAR WALL PLAN
3rd & 4th FLOOR

SCALE: 1/8"=1'-0"

LEE GAGE C-6718



C:\SDSKPRO\1\SOUTHSFO\DWG\SFO-S2C.DWG

Project no. _____
Sheet _____
S20
Set No. _____
by _____
date _____
drawn _____
checked _____
revised _____
revised _____

PROPOSED:
HAMPTON INN
CORPORATE DRIVE
SOUTH SAN FRANCISCO, CA.

THESE DRAWINGS, DESIGNS, SKETCHES, IDEAS & ARRANGEMENTS ARE THE SOLE & EXCLUSIVE PROPERTY OF LEE GAGE & ASSOCIATES, AND WERE CREATED AND DEVELOPED BY AND FOR THE ARCHITECT'S EXCLUSIVE USE ON AND IN CONJUNCTION WITH THE ARCHITECT'S WORK. NOTHING CONTAINED OR REPRESENTED ON THESE DOCUMENTS SHALL BE USED BY OR DISCLOSED TO ANY PERSON, FIRM OR CORPORATION FOR ANY PURPOSE WITHOUT EXPRESSED WRITTEN CONSENT OF LEE GAGE & ASSOCIATES.

lee gage & associates
architects • engineers • planners
7636 n. ingram suite 107 fresno, california 93711 phone (209) 439-2222