


REVISIONS		
No.	Date	Description

Information contained on this drawing and in all digital files associated is authorized for use on the project named herein only and is the property of MISHRA ARCHITECTURE PLLC and may not be reproduced in any manner without express written or verbal permission from authorized individuals. Original drawing is 24"x36" and scales are as indicated. © 2013 MISHRA ARCHITECTURE PLLC



KEY PLAN

Shiva Southaven Inc.

Holiday Inn Express & Suites

Lot 16 (Rev Lot 3) Southcrest Pkwy.
Southcrest Subdivision
Southaven, MS 38671

Drawing Title

Roof Framing Sections and Details

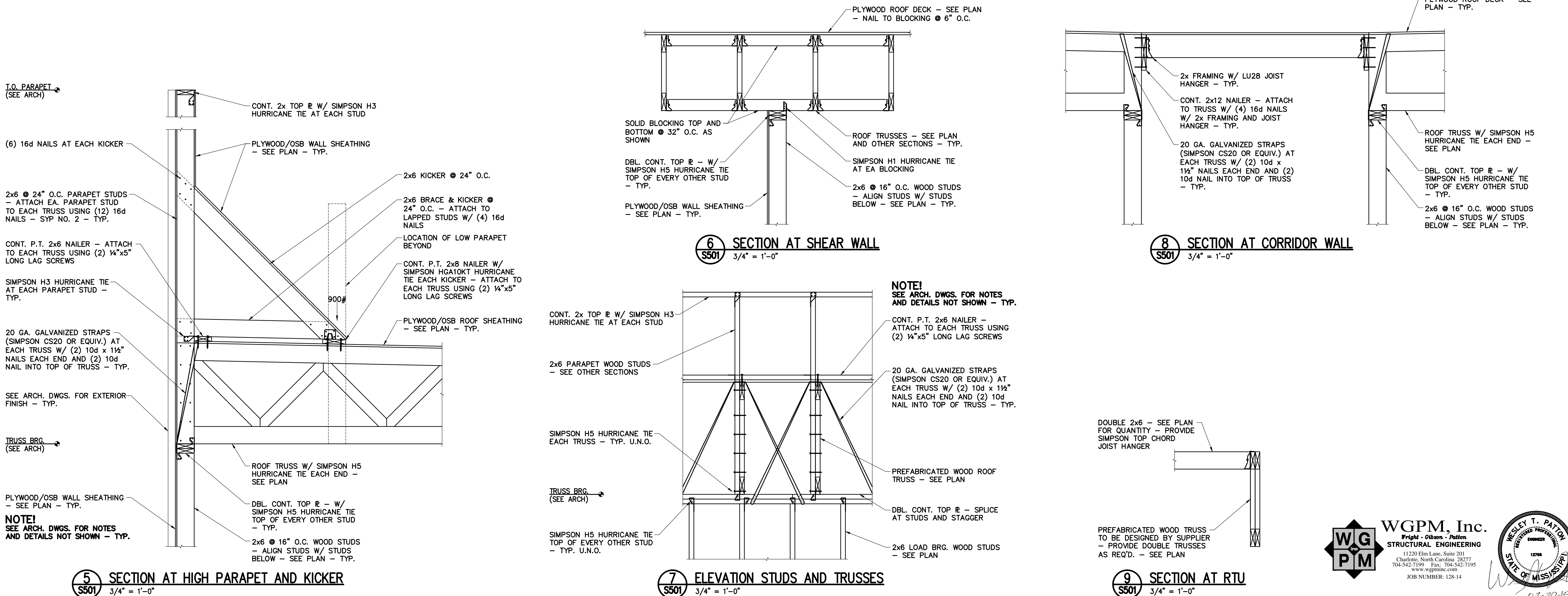
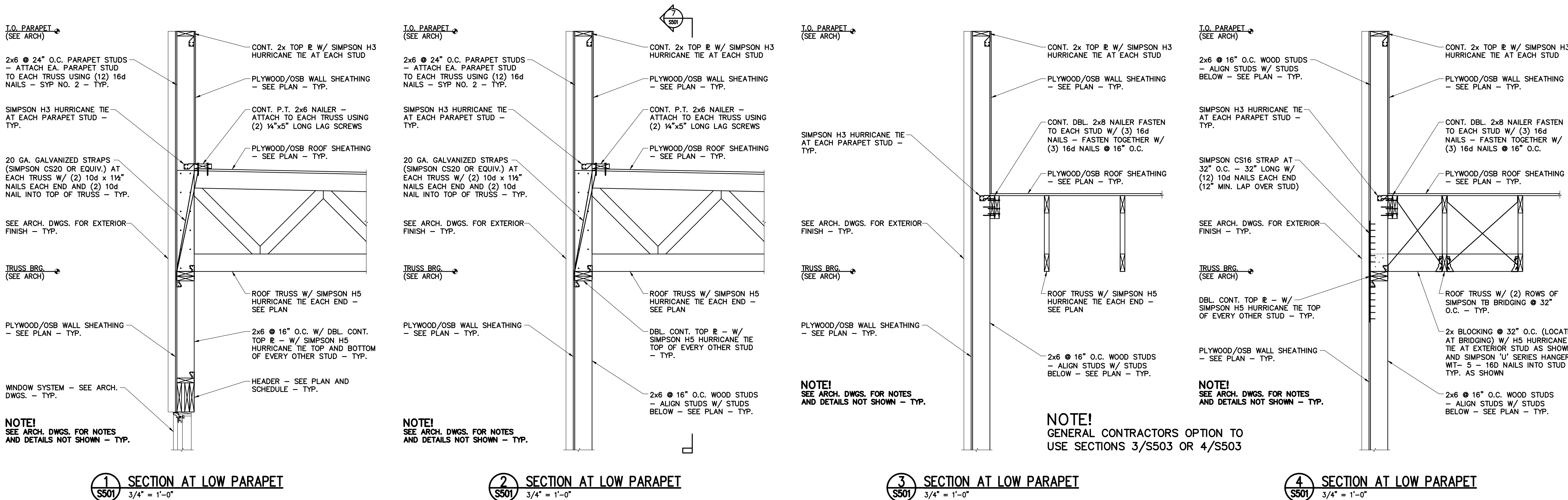
Phase

Construction Documents

Project No.	14-081	Sheet No.	S501
Prepared by	AEB		
Checked by	HLW		
Date	Feb. 27, 2015		

Review

Holiday Inn Express & Suites



WGPM, Inc.
Fright - Olsen - Patton
STRUCTURAL ENGINEERING
11220 Elm Lane, Suite 201
Charlotte, North Carolina 28277
704-542-7199 Fax: 704-542-7195
www.wgpmc.com
JOB NUMBER: 128-14

