

MISHRA  
ARCHITECTURE PLLC

6800 S Creek Rd. Charlotte, NC 28277  
Ph: (704) 625-6554 Fax: (704) 919-5822  
EMAIL:ashish@mishraarch.com  
WEB: www.mishraarch.com


CIVIL:  
Benchmark Engineering and Surveying  
101 Highpointe Court, Suite B  
Brandon, MS 39042  
Phone: (601) 591-1077  
Fax: (601) 591-0177  
Email:mikebes@bellsouth.net

STRUCTURAL:  
WGPM, Inc.  
11220 Elm Lane, Suite 201  
Charlotte, NC 28277  
Phone: (704) 542-7199  
Fax: (704) 542-7195  
Email: lwright@wgpminc.com

MEP:  
Allied Consulting Engineers  
2905-D Queen City Drive  
Charlotte, NC 28208  
Phone: (704) 399-3943  
Email: asoler@allied-engineers.com

REVISIONS		
No.	Date	Description

Information contained on this drawing and in all digital files associated is authorized for use on the project named herein only and is the property of MISHRA ARCHITECTURE PLLC and may not be reproduced in any manner without express written or verbal permission from authorized individuals. Original drawing is 24"x36" and scales are as indicated. © 2013 MISHRA ARCHITECTURE PLLC



KEY PLAN

Shiva Southaven Inc.

Holiday Inn Express & Suites

Lot 16 (Rev Lot 3) Southcrest Pkwy.  
Southcrest Subdivision  
Southaven, MS 38671

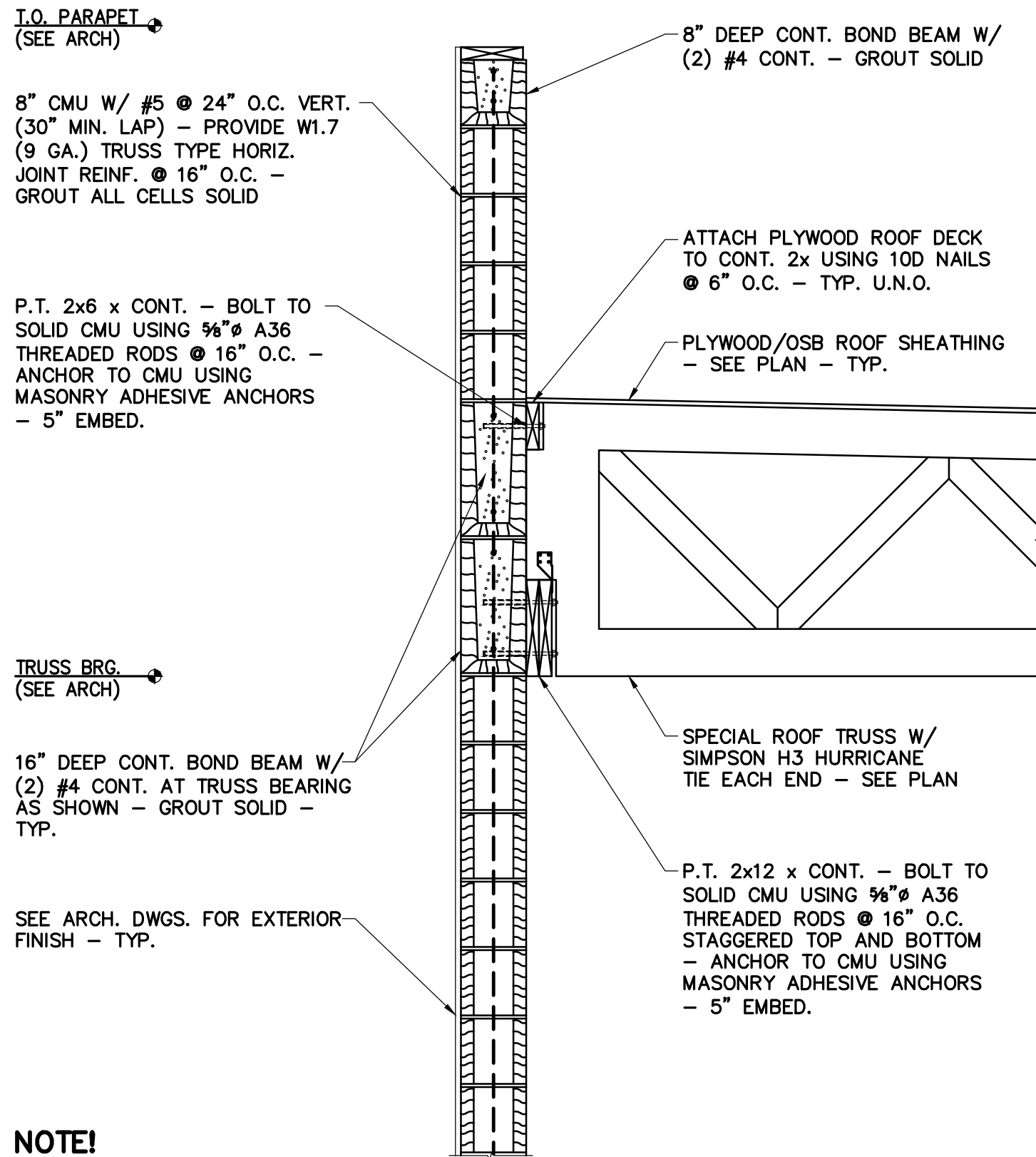
Drawing Title  
Roof Framing Sections and Details

Phase  
Construction Documents

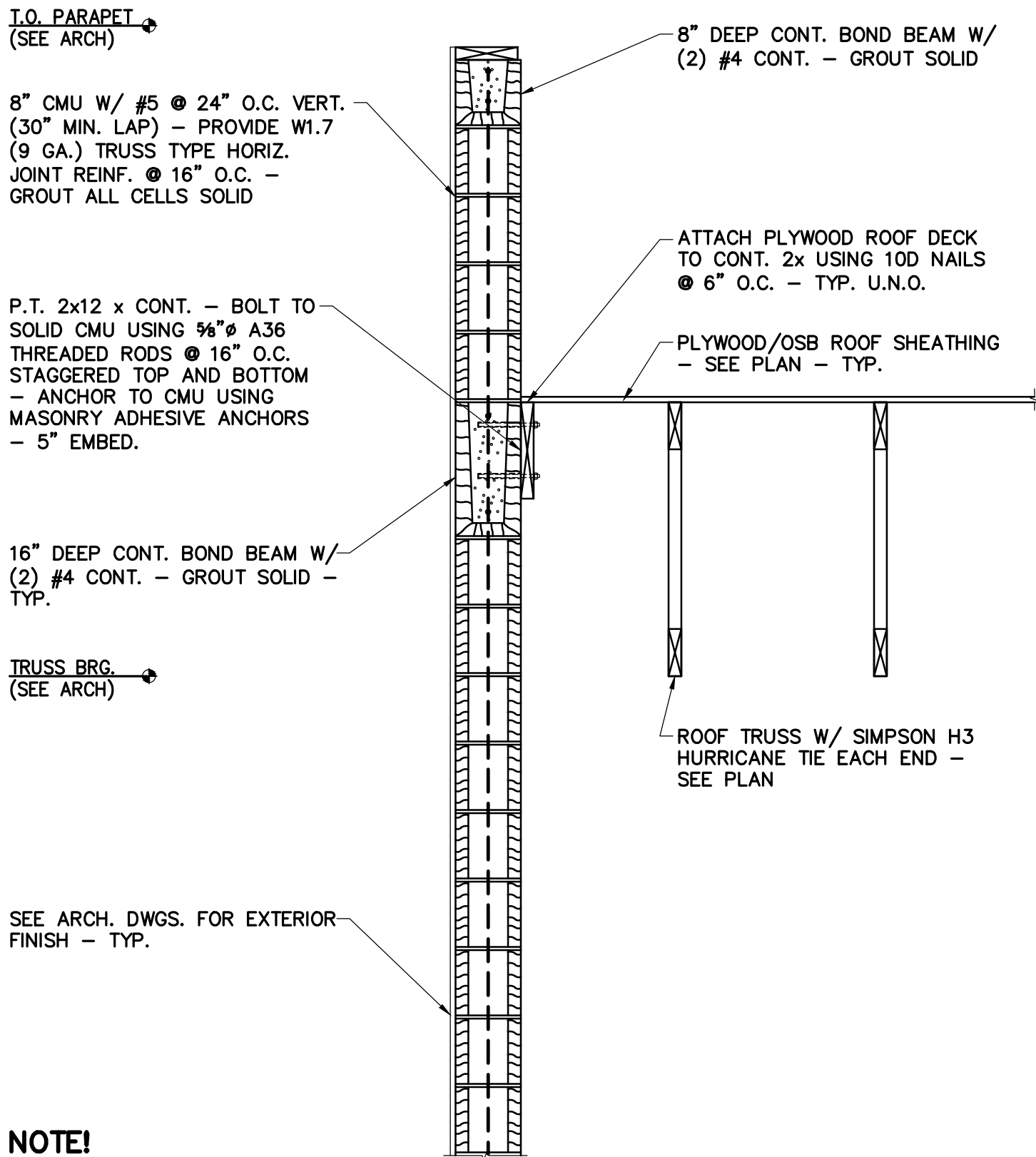
Project No.	14-081	Sheet No.	
Prepared by	AEB		S502
Checked by	HLW		
Date	Feb. 27, 2015		

Review

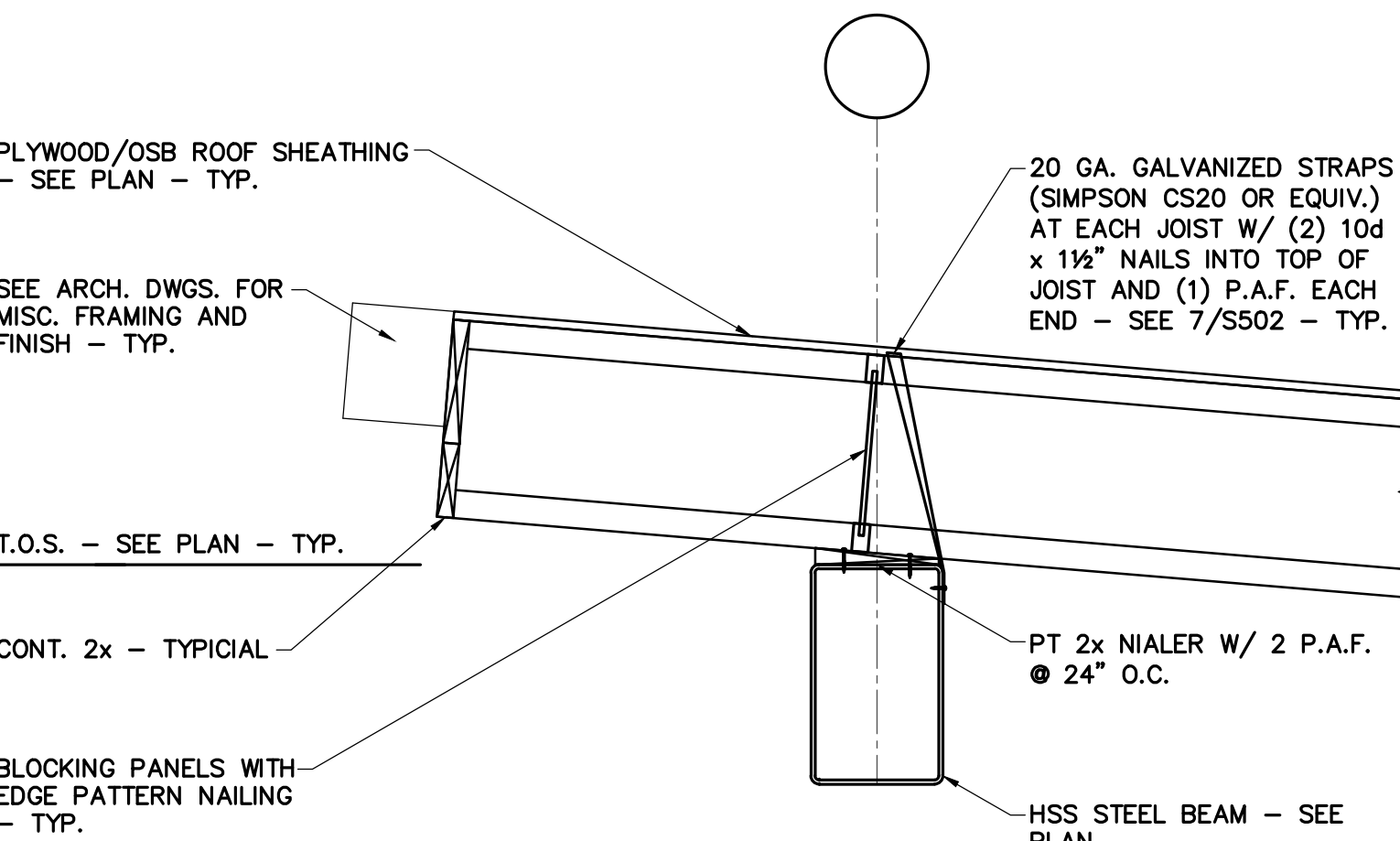
Holiday Inn Express & Suites



1 SECTION AT LOW PARAPET  
S502 3/4" = 1'-0"

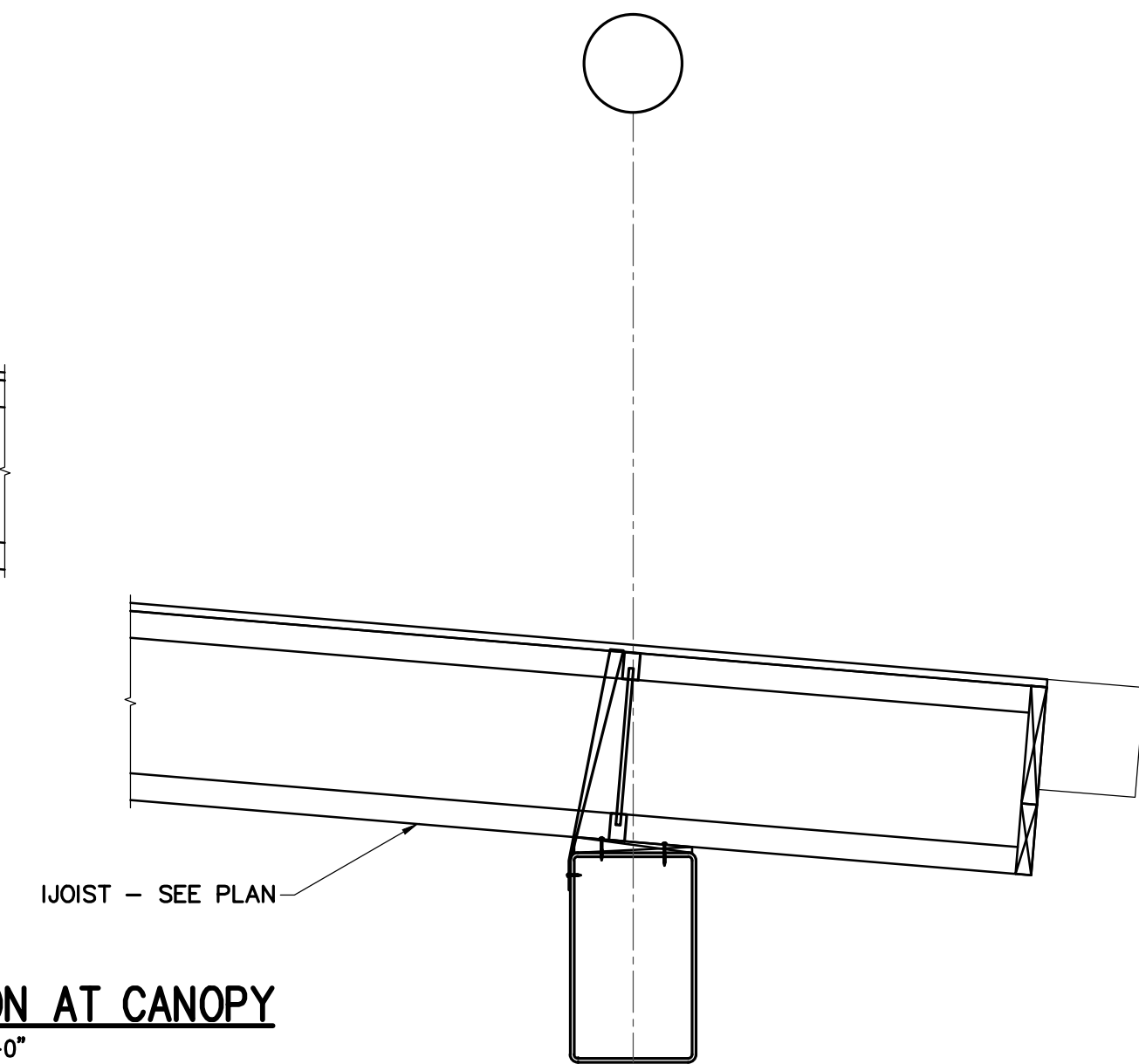


2 SECTION AT LOW PARAPET  
S502 3/4" = 1'-0"



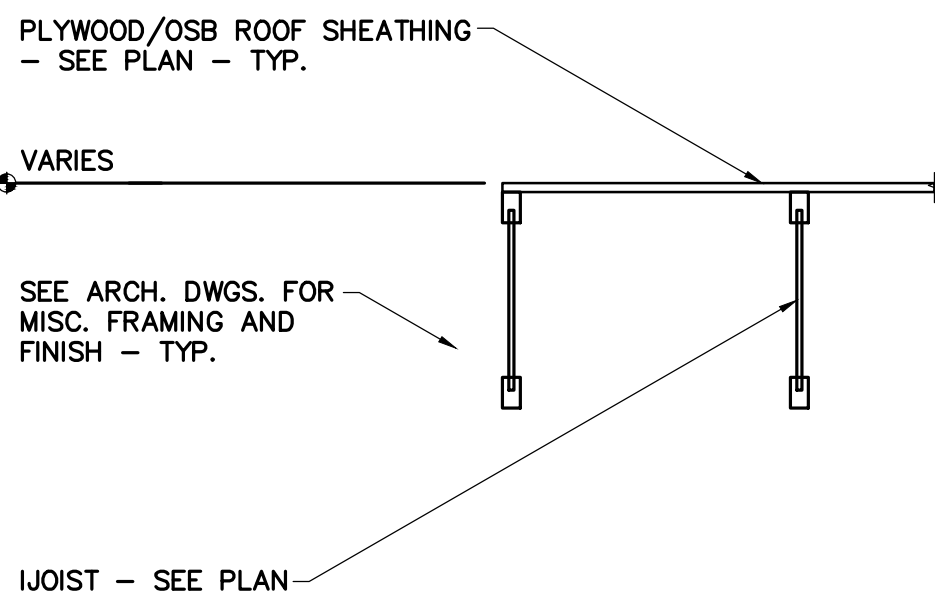
NOTE!  
SEE ARCH. DWGS. FOR NOTES  
AND DETAILS NOT SHOWN - TYP.

5 SECTION AT CANOPY  
S502 3/4" = 1'-0"



6 SECTION AT CANOPY  
S502 3/4" = 1'-0"

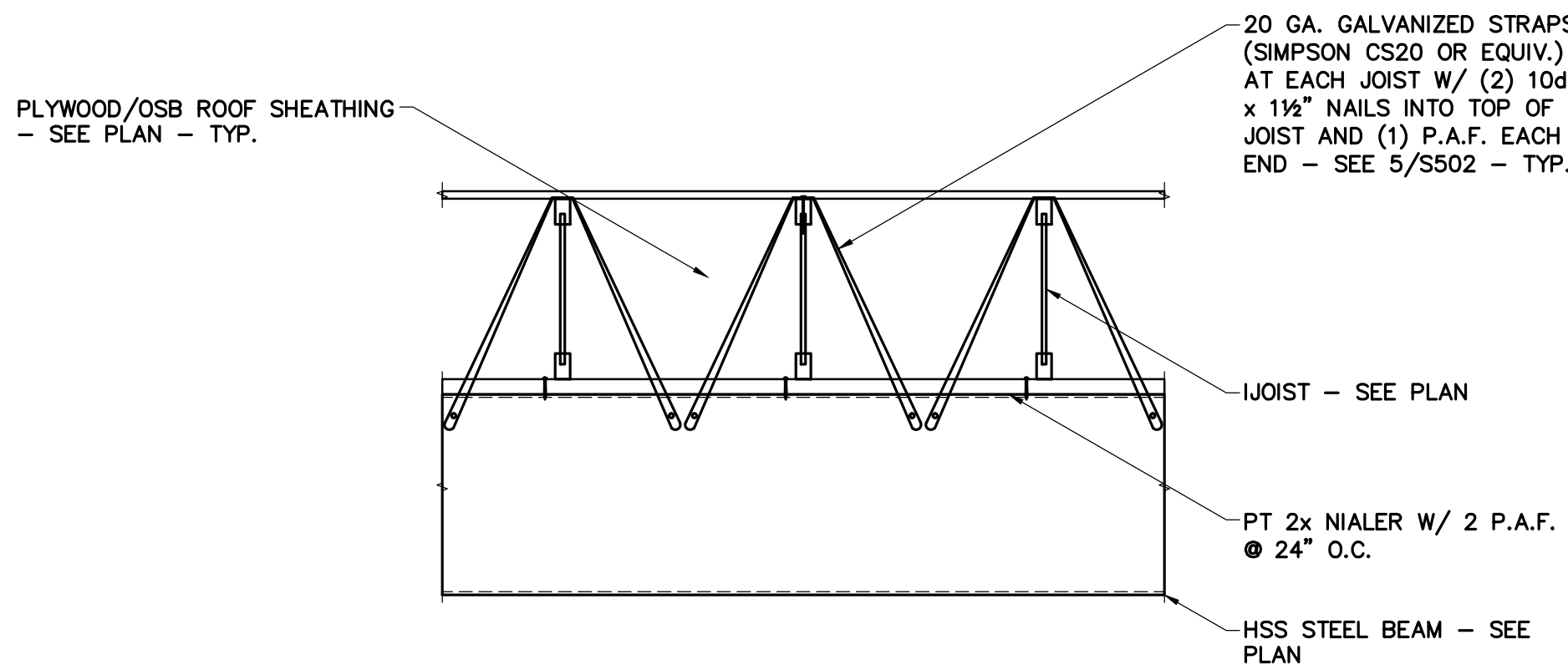
NOTE!  
SEE ARCH. DWGS. FOR NOTES  
AND DETAILS NOT SHOWN - TYP.



3 SECTION AT SHEAR WALL  
S502 3/4" = 1'-0"




4 SECTION AT SHEAR WALL  
S502 3/4" = 1'-0"



7 SECTION AT CANOPY  
S502 3/4" = 1'-0"



WGPM, Inc.  
Fright - Olsen - Patton  
STRUCTURAL ENGINEERING  
11220 Elm Lane, Suite 201  
Charlotte, North Carolina 28277  
704-542-7199 Fax: 704-542-7195  
www.wgpmc.com  
JOB NUMBER: 128-14



02-27-15