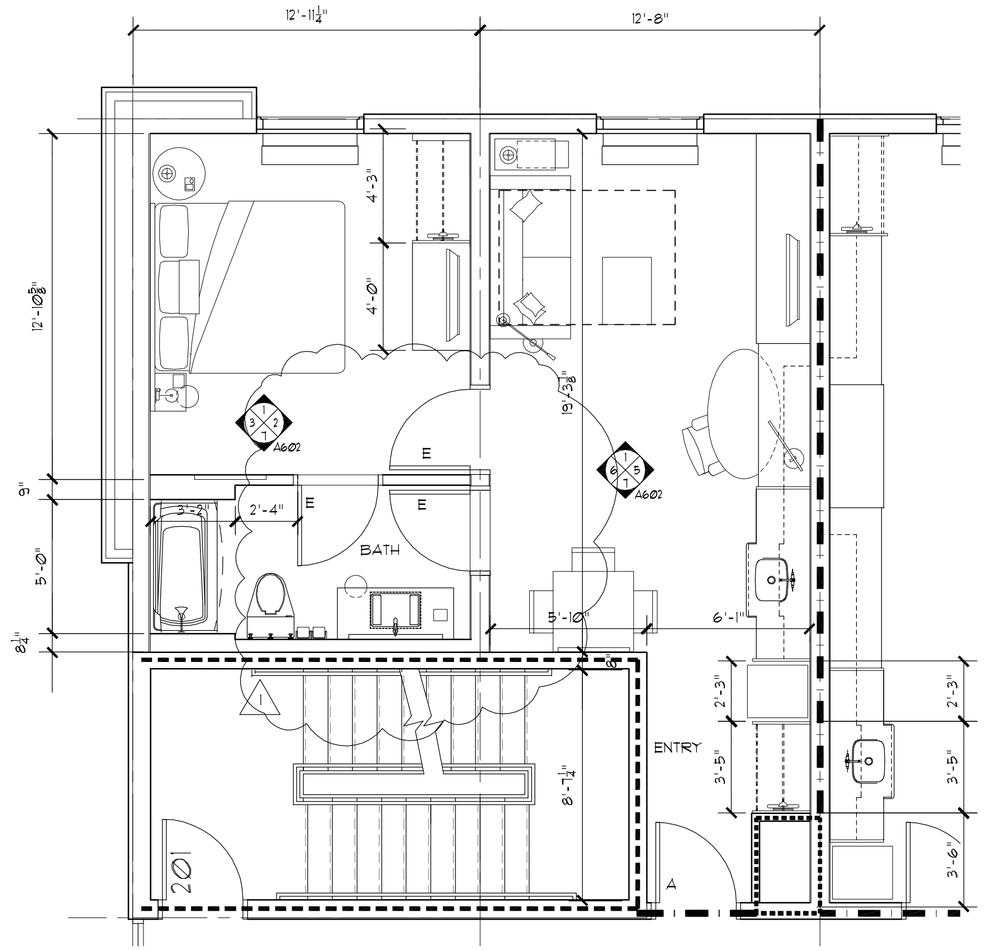

1 KING ONE BEDROOM

1/4" = 1'-0"

537 SQ. FT. AX-X-X

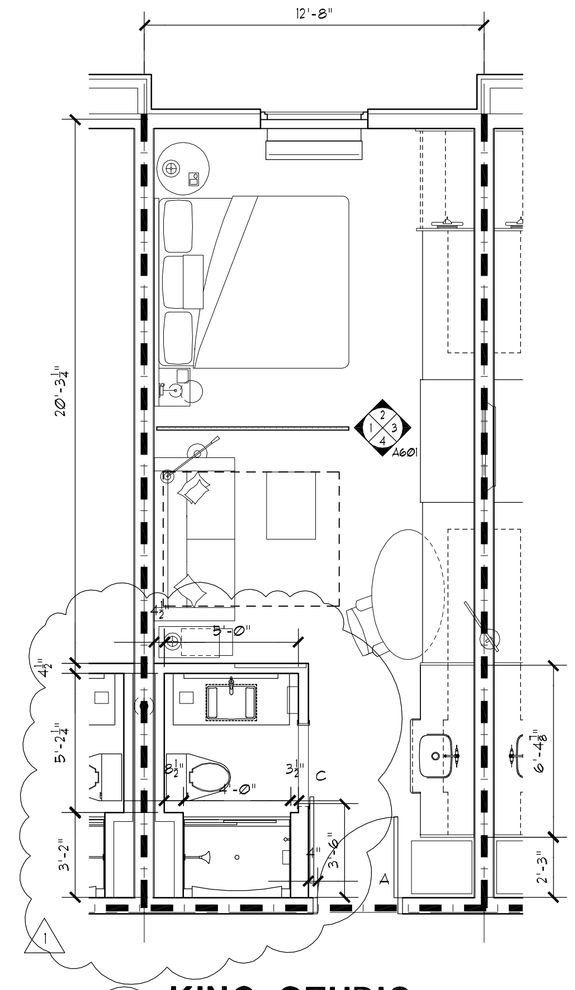

2 KING STUDIO

1/4" = 1'-0"

347 SQ. FT. AX-X-X

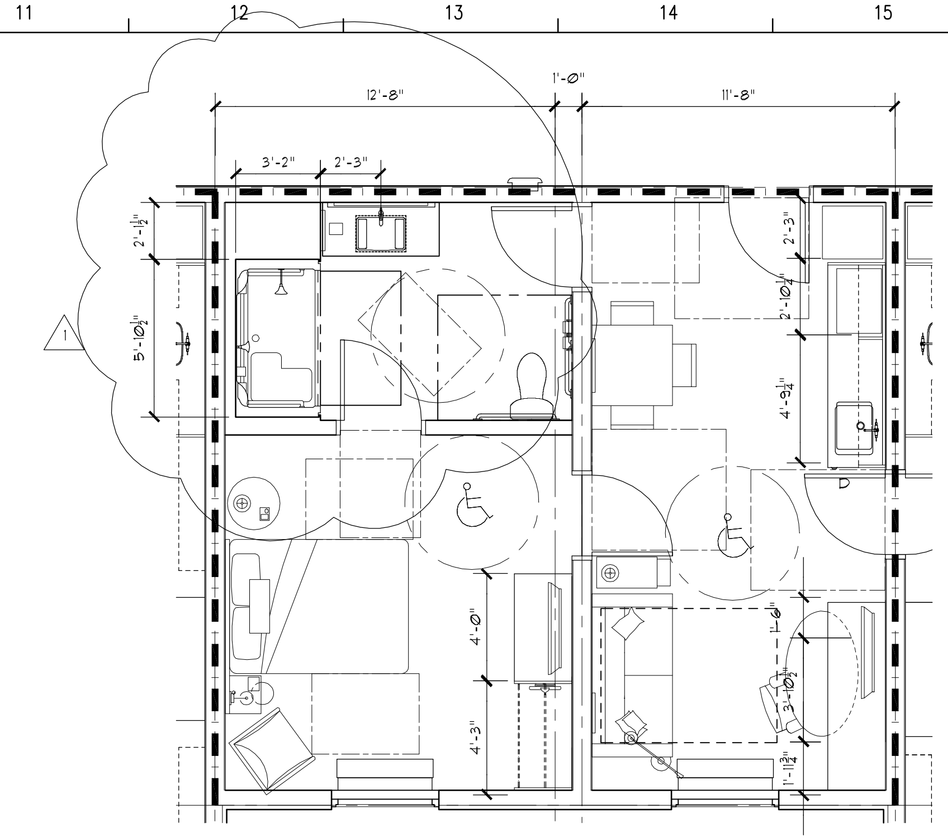

4 ACCESS. KING SUITE SHOWER

1/4" = 1'-0"

542 SQ. FT. AX-X-X

3 NOT USED

1/4" = 1'-0"

AX-X-X

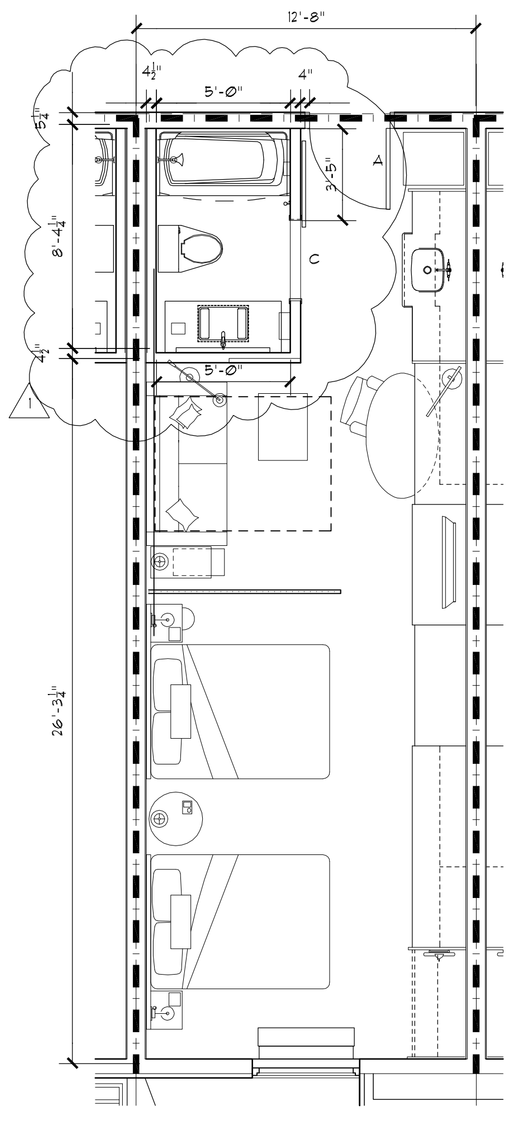

7 Q/Q STUDIO

1/4" = 1'-0"

416 SQ. FT. AX-X-X

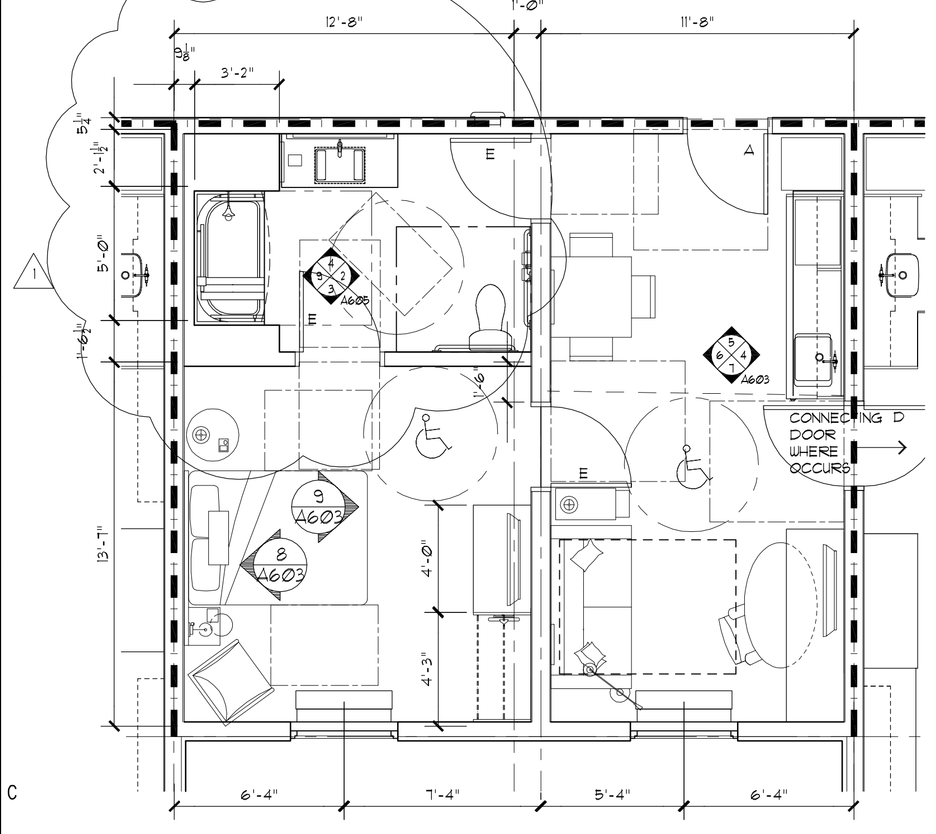

5 ACCESS. KING SUITE TUB

1/4" = 1'-0"

547 SQ. FT. AX-X-X

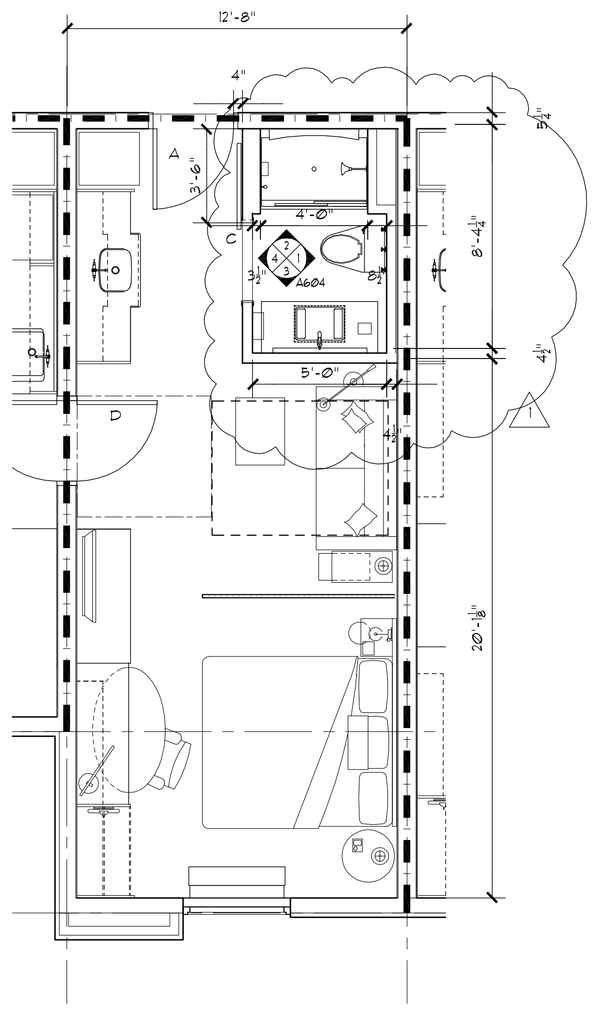

6 CONN. KING STUDIO

1/4" = 1'-0"

AX-X-X

ACCESSORIES LEGEND:

CG	CASEGOOD PACKAGE	GF	GUEST ROOM FURNITURE	I19	TABLE LAMP @ SIDE TABLE IN LIVING SPACE
Ø14	QUEEN HEADBOARD	I05Ø	GRAPHIC ART ABOVE SLEEPER	I12	TASK LAMP @ WORK STATION
Ø71	KING HEADBOARD	I05I	GRAPHIC ART ABOVE TABLE	I13	TASK LAMP @ NIGHT STAND / HEADBOARD
Ø73	SIDE TABLE @ SOFA	I05Ø	QUEEN BED DUST SKIRT	I14	LIGHT FIXTURE @ VANITY
Ø80	NIGHTSTAND	I05I	ACCESSIBLE QUEEN DUST SKIRT	I15	FLOOR LAMP @ SLEEPER SOFA
Ø83	STUDIO WORKING WALL	I05Ø	KING BED DUST SKIRT	I16	SCONCE @ END WALL
Ø84	CONNECTING STUDIO WORKING WALL	I05I	QUEEN DUVET INSERT	I17	TABLE LAMP @ NIGHTSTAND
Ø85	ACCESSIBLE STUDIO WORKING WALL	I06Ø	QUEEN DUVET COVER FABRICATION	I18	SCONCE @ ONE BEDROOM END WALL
Ø86	QUEEN SUITE WORKING WALL	I06I	KING DUVET INSERT	I2Ø	FULL LENGTH MIRROR
Ø87	QUEEN SUITE STORAGE/TV UNIT	I06Ø	KING DUVET COVER FABRICATION	I21	VANITY MIRROR
Ø88	ACCESSIBLE SUITE WORKING WALL	I06I	LUMBAR PILLOW	I25	SLEEPER SOFA
Ø89	ACCESSIBLE SUITE STORAGE/TV UNIT	I06Ø	QUEEN MATTRESS AND BOX SPRING	I26	OTTOMAN
Ø90	KING STUDIO WORKING WALL	I06I	QUEEN BED BASE	I27	TASK CHAIR
Ø91	DOUBLE QUEEN STUDIO WORKING WALL	I07Ø	ACCESSIBLE QUEEN BED BASE	I28	DINING CHAIR @ ONE BEDROOM TABLE
Ø92	CALIFORNIA STUDIO WORKING WALL	I07I	KING MATTRESS AND BOX SPRING	I29	LOUNGE CHAIR @ ONE BEDROOM
Ø93	QUEEN/QUEEN ACCESSIBLE STUDIO WORKING WALL	I07Ø	KING BED BASE	I32	ROLLER SHADE FABRICATION @ WINDOW
		I07I	BATHROOM VANITY @ CALIFORNIA ROOM	I33	ROLLER SHADE @ LARGE ACCESSIBLE STUDIO WINDOW
		I07Ø	SQUARE DINING TABLE @ ONE BEDROOM @ ACCESSIBLE SUITE	I34	ROLLER SHADE @ SMALL ACCESSIBLE STUDIO WINDOW
		I08I	BATHROOM VANITY	I35	DRAPERY FABRICATION @ ROOM DIVIDER
		I08Ø	ACCESSIBLE BATHROOM VANITY	I36	DRAPERY FABRICATION @ CLOSET
		I09Ø	SHOWER CURTAIN @ ACCESSIBLE BATHTUB	I37	DRAPERY FABRICATION @ ACCESSIBLE CLOSET
		I0I	SHOWER CURTAIN @ ACCESSIBLE ROLL-IN SHOWER		

KEY NOTES:

1. PTAC UNIT
2. EMERGENCY SWITCH CONTROLLING OUTLET FOR DISHWASHER - SWITCH TO BE KEY OPERATED
3. DUAL LIGHT SWITCH EQUIPPED WITH "LITE-A-SWITCH" LED BACKLIT FACEPLATE. UNIVERSAL SERIES CLEAR SWITCH WITH PLATE - MAINTAIN 2" DISTANCE FROM ALL OTHER DEVICES
4. BLACK OUT SHADE - SWITCHED OPENING DEVICE IN ACCESSIBLE ROOMS -- REFER TO ELECTRIC PLAN FOR LOCATION OF SWITCH
5. SHOWER ENCLOSURE WITH TEMPERED GLASS DOOR
6. FLOOR DRAIN
7. PREMANUFACTURED SHOWER PAN
8. CEILING MOUNTED DRAPERY ROD--PROVIDE BLOCKING AS REQ'D
9. ALTERNATE LOCATION OF DOOR FOR CONNECTING ROOMS TO ACCESSIBLE ROOMS--REFER TO OVERALL PLANS FOR LOCATION OF ACCESSIBLE ROOMS
10. DEDICATED CIRCUIT FOR DISHWASHER
11. MICROWAVE FURNISHED BY OWNER AND INSTALLED BY CONTRACTOR
12. FULL HEIGHT MIRROR
13. BEGIN CARPET TILE THIS SIDE WITH FULL TILE--FIRST TWO ROWS OF TILE TO BE INSTALLED AROUND BUILT-IN CASEGOODS
14. SWITCH CONTROLLING GARBAGE DISPOSAL
15. DEDICATED CIRCUIT FOR GARBAGE DISPOSAL
16. OPEN NUMBER
17. OPEN NUMBER
18. OPEN NUMBER
19. TOILET EXHAUST GRILLE
20. MAKE-UP AIR DIFFUSER
21. OUTLINE OF SOFA
22. APPROXIMATE LOCATIONS OF MILLWORK SUPPORTS ON FLOOR
23. ROOM SIGNAGE
24. START TILE AT DOOR WITH ONE ROW OF FULL TILES
25. EDGE OF PTAC ABOVE CARPET TILES
26. FLAT SCREEN TV MOUNTED WITH MOUNTING BRACKET TO MILLWORK - FURNISHED BY OWNER INSTALLED BY CONTRACTOR
28. FRAMING SUBCONTRACTOR TO PROVIDE 3/4" F.R.T. PLYWOOD BLOCKING TO RECEIVE ITEM INDICATED - EXTEND FULL LENGTH OF OBJECT
27. GENERAL CONTRACTOR TO COORDINATE WITH FIXTURE FABRICATOR WHERE NECCESSARY TO PROVIDE PROPER BLOCKING IN WALL FOR ITEM KEYNOTED
29. OPTIONAL CAT5 AND ELECTRICAL FOR CONNECTIVITY PANEL -- THIS LOCATION IN MILLWORK
30. SWITCHES CONTROLLING MECHANICAL SHADES - REFER TO RFE MANUAL

FINISH LEGEND:

PT	PAINT
PL	PLASTIC LAMINATE
ST	STONE
SS	SOLID SURFACE
SF	SPECIAL FINISH
CO	CONCRETE
CP	CARPET
CT	TILE
G	GLASS
QT	QUARRY TILE
VB	VINYL BASE
VF	VINYL FLOORING

NOTE:
REFER TO SEPARATE FF&E SPECIFICATIONS MANUAL AND SEPARATE COLOR AND MATERIALS SPECIFICATIONS MANUAL FOR FURNITURE ITEMS NOT IDENTIFIED WITHIN THESE DRAWINGS

Richard Molenaar
ARCHITECT

ADA NOTE

9.1.4(1) ...ACCESSIBLE ACCOMODATIONS DISPERSED AMONG THE VARIOUS CLASSES OF ROOMS; E.G., SIZE, COST AMENITIES PROVIDED & NUMBER OF BEDS

9.1.4(2) ...WHEN ONLY MULTIPLE-OCCUPANCY ROOMS ARE BUILT, THEY SHALL BE AVAILABLE TO A DISABLED INDIVIDUAL AT THE COST OF SINGLE OCCUPANCY.

NOTE-ACCESSIBLE (HC) ROOMS
ADA 4.27 CONTROLS & OPERATING

MAX. HIGH SIDE REACH: 54"
MAX. LOW SIDE REACH: 9"

MAX. HGT. OF SIDE REACH: 46"
MAX. HGT. OF COUNTER: 34"

PROJECT NAME:

HOME2 SUITES BY HILTON

W Mane Street West Monroe, Lousiana

SHEET TITLE:

PROJECT NO.	LATEST REVISION:
13010	Sept. 08, 2015 (1)
DRAWN BY: cj / CHECKED BY: rm	SHEET NUMBER:
DATE: Sept 05, 2014	A301