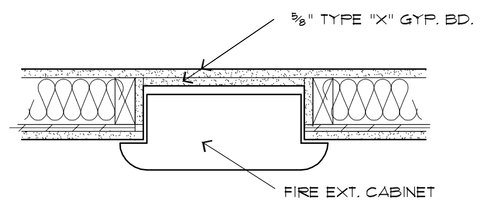

2 FIRE EXT. CABINET

1½" = 1'-0"

AX-X-X

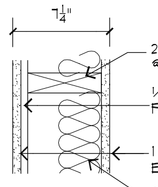

NOTE:
1 HR. FIRE RATING
O.S.U. TEST T-33-62

C INTERIOR WALL

SCALE: 1½" = 1'-0"

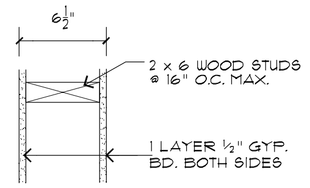

F INTERIOR WALL

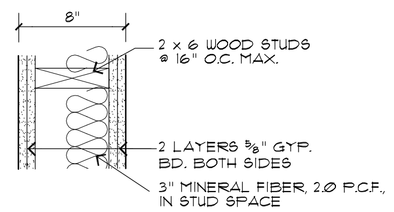

NOTE:
2 HR. FIRE RATING
UL DESIGN No. U301

J INTERIOR WALL

SCALE: 1½" = 1'-0"

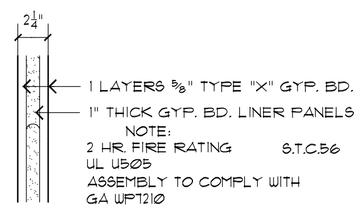

NOTE:
2 HR. FIRE RATING S.T.C.56
UL U505
ASSEMBLY TO COMPLY WITH
GA WP7210

M SHAFT WALL (2 HR)

SCALE: 1½" = 1'-0"

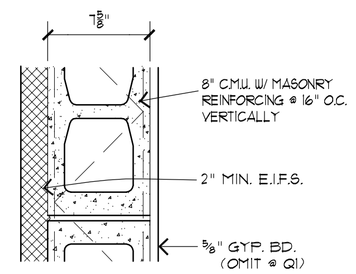

Q

Q1 EXTERIOR WALL

SCALE: 1½" = 1'-0"

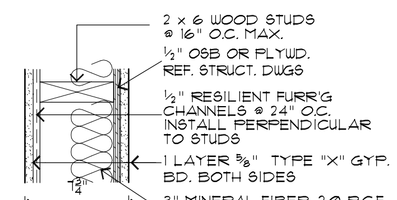

NOTE:
1 HR. FIRE RATING
GA FILE NO. WP3240
UL DESIGN U311

T INTERIOR WALL (1 HR)

SCALE: 1½" = 1'-0"

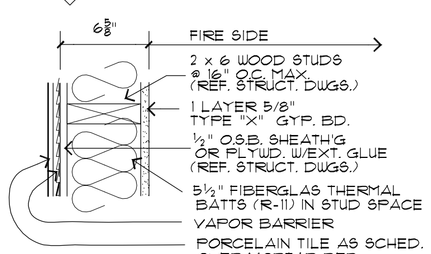

B1 B EXTERIOR WALL

SCALE: 1½" = 1'-0"

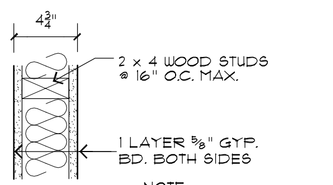

NOTE:
1 HR. FIRE RATING
O.S.U. TEST T-33-62

E INTERIOR WALL

SCALE: 1½" = 1'-0"

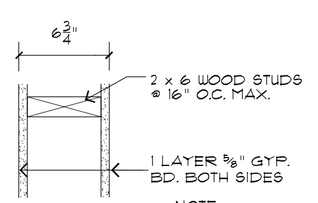

NOTE:
1 HR. FIRE RATING
O.S.U. TEST T-33-62

H INTERIOR WALL

SCALE: 1½" = 1'-0"

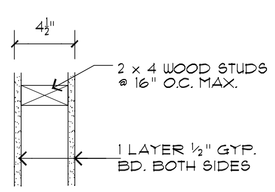

L INTERIOR WALL

SCALE: 1½" = 1'-0"

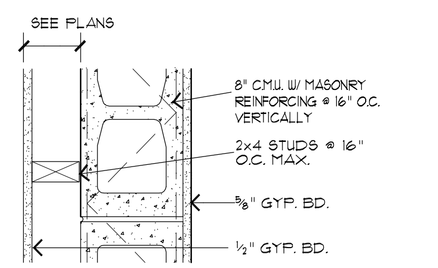

S INTERIOR WALL

SCALE: 1½" = 1'-0"

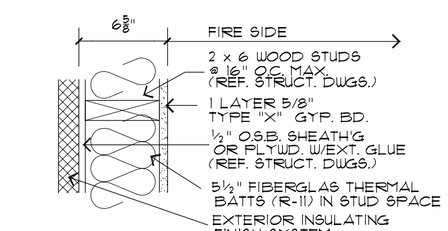

A EXTERIOR WALL (1 HR.)

SCALE: 1½" = 1'-0"

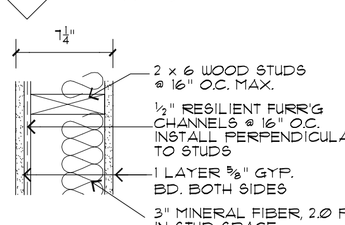

NOTE:
1 HR. FIRE RATING
O.S.U. TEST T-33-62

D INTERIOR WALL (1 HR)

SCALE: 1½" = 1'-0"

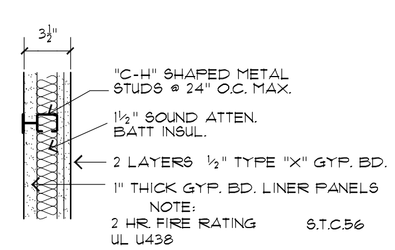

NOTE:
2 HR. FIRE RATING S.T.C.56
UL U438

G SHAFT WALL (2 HR)

SCALE: 1½" = 1'-0"

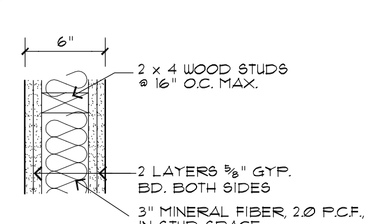

NOTE:
2 HR. FIRE RATING
UL DESIGN No. U301

K INTERIOR WALL (2 HR)

SCALE: 1½" = 1'-0"

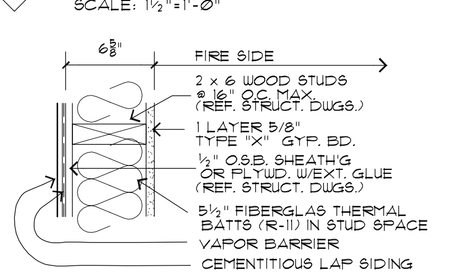

P EXTERIOR WALL

SCALE: 1½" = 1'-0"

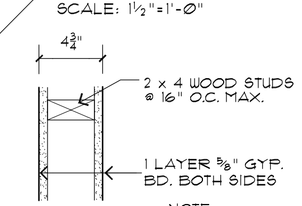

NOTE:
1 HR. FIRE RATING
UL DESIGN No. U314

N INTERIOR WALL

SCALE: 1½" = 1'-0"

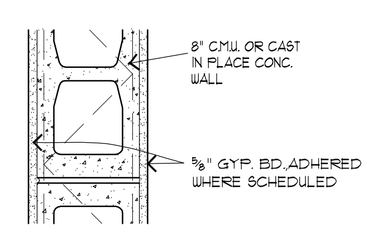

R INTERIOR WALL

SCALE: 1½" = 1'-0"

2 HR DESIGN TO COMPLY WITH IBC SECTION 721.3.2 & TABLE 721.3.2

1 WALL TYPES

1½" = 1'-0"

AX-X-X

PARTITION TYPE PRIORITY LEGEND

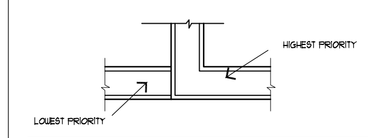

TWO HOUR FIRE AND SMOKE WALL	PRIORITY 1 HIGHEST
TWO HOUR FIRE WALL	PRIORITY 2
TWO HOUR SHAFT WALL	PRIORITY 3
ONE HOUR FIRE AND SMOKE WALL	PRIORITY 4
ONE HOUR FIRE WALL	PRIORITY 5
NON-RATED WALL	PRIORITY 6 LOWEST

PROVIDE ALL RATED WALLS IN ACCORDANCE WITH UL LISTING MANUFACTURER'S INSTRUCTIONS AND APPROVED HOURS DETAILS. REFER TO RATED PARTITION PLANS & ENLARGED PLANS FOR PARTITION TYPE, LOCATION AND EXTENT OF ALL RATED WALLS.

NOTE

The provisions of IBC Section 712 shall govern the materials and the methods of construction used to protect through penetrations and membrane penetrations.

1. Penetrations into or through fire-resistance-rated vertical or horizontal assemblies in which openings are protected shall meet the requirements of section 712.3
2. Penetrations of a structural floor or the ceiling membrane of a roof/ceiling assembly shall meet the requirements of section 707 SHAFT ENCLOSURES, or
   a. section 712.4.1.1, or 712.4.1.2 for through penetrations of fire-resistance-rated horizontal assemblies, and
   b. section 712.4.3.1 through 712.4.3.2 for through penetrations of horizontal assemblies without fire-resistance-ratings.

In combustible construction fireblocking must be installed to cut off both vertical and horizontal concealed draft openings and must form an effective barrier between floors, between a top story and a roof or attic
[IBC 717.2 and 717.2.1].

Richard Molenaar
ARCHITECT

PROJECT NAME:

HOME2 SUITES BY HILTON

W Mane Street West Monroe, Lousiana

SHEET TITLE:

Wall Types

PROJECT NO.	LATEST REVISION:
13010	△
DRAWN BY: acj / CHECKED BY: rm	SHEET NUMBER:
DATE: Sept 5, 2014	A609