



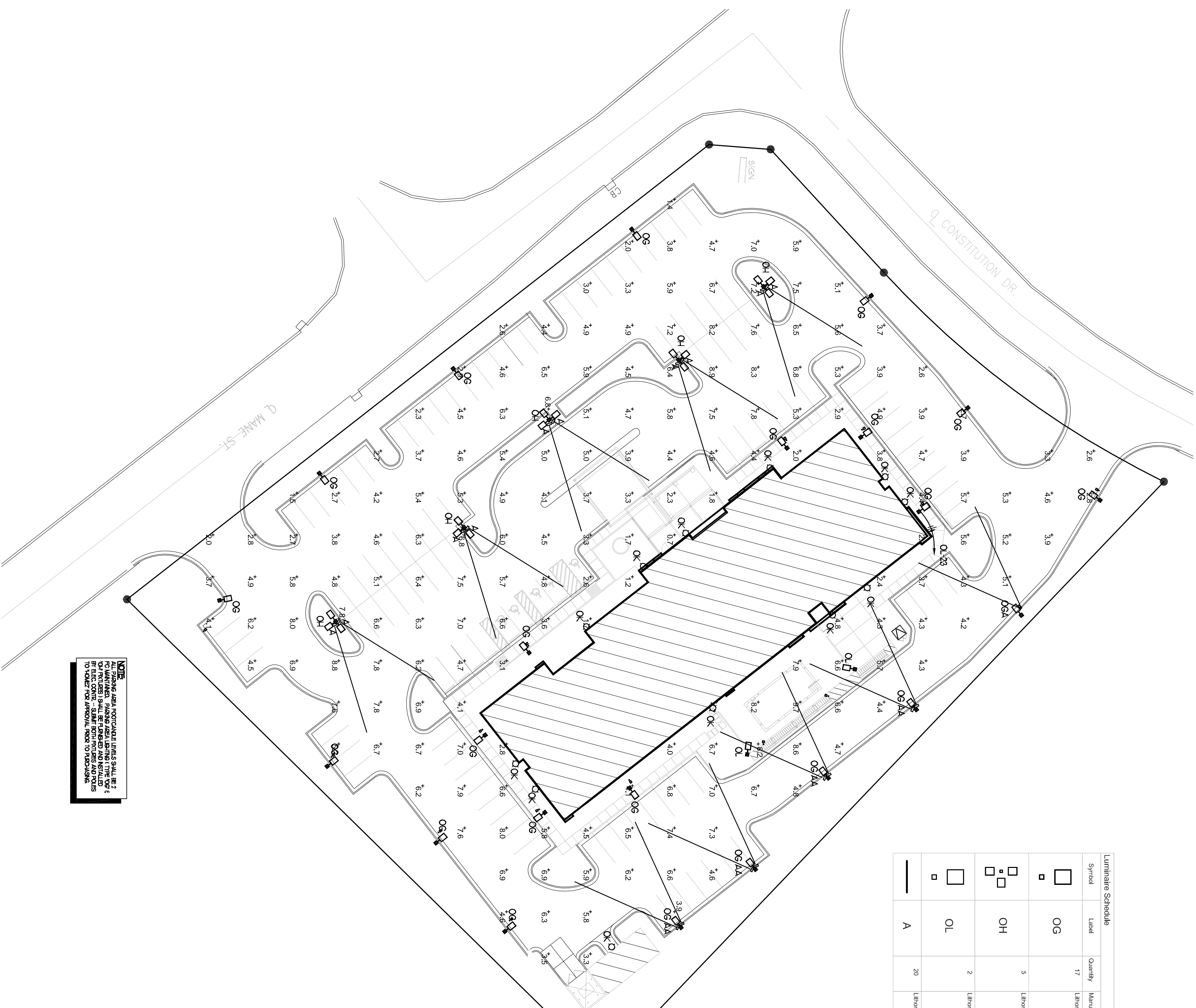




Richard Molenaar

ARCHITECT

Luminaire Schedule									
Symbol	Label	Quantity	Manufacturer	Catalog Number	Description	Lamp	Number	Partname	Lumens Per Lamp
	OG	17	Lumina Lighting	DSX1 LED 60K 1000-40K	DSX1 LED WITH (2) 30 LED LIGHT ENGINES, TYPE T24 OPTIC 4000K @ 1500MA WITH HOUSE SIDE SHIELD	LED	1	DSX1 LED 60K 1000-40K T_1Res	12006.13
				DSX1 LED 60K 1000-40K	DSX1 LED WITH (2) 30 LED LIGHT ENGINES, TYPE T24 OPTIC 4000K @ 1500MA WITH HOUSE SIDE SHIELD	LED	1	DSX1 LED 60K 1000-40K T_1Res	12006.13
				DSX1 LED 60K 1000-40K	DSX1 LED WITH (2) 30 LED LIGHT ENGINES, TYPE T24 OPTIC 4000K @ 1500MA WITH HOUSE SIDE SHIELD	LED	1	DSX1 LED 60K 1000-40K T_1Res	12006.13
	OH	5	Lumina Lighting	DSX1 LED 60K 1000-40K	DSX1 LED WITH (2) 30 LED LIGHT ENGINES, TYPE T24 OPTIC 4000K @ 1500MA WITH HOUSE SIDE SHIELD	LED	1	DSX1 LED 60K 1000-40K T_1Res	12006.13
				DSX1 LED 60K 1000-40K	DSX1 LED WITH (2) 30 LED LIGHT ENGINES, TYPE T24 OPTIC 4000K @ 1500MA WITH HOUSE SIDE SHIELD	LED	1	DSX1 LED 60K 1000-40K T_1Res	12006.13
				DSX1 LED 60K 1000-40K	DSX1 LED WITH (2) 30 LED LIGHT ENGINES, TYPE T24 OPTIC 4000K @ 1500MA WITH HOUSE SIDE SHIELD	LED	1	DSX1 LED 60K 1000-40K T_1Res	12006.13
	OL	2	Lumina Lighting	DSX1 LED 60K 1000-40K	DSX1 LED WITH (2) 30 LED LIGHT ENGINES, TYPE T24 OPTIC 4000K @ 1500MA WITH HOUSE SIDE SHIELD	LED	1	DSX1 LED 60K 1000-40K T_1Res	12006.13
				DSX1 LED 60K 1000-40K	DSX1 LED WITH (2) 30 LED LIGHT ENGINES, TYPE T24 OPTIC 4000K @ 1500MA WITH HOUSE SIDE SHIELD	LED	1	DSX1 LED 60K 1000-40K T_1Res	12006.13
				DSX1 LED 60K 1000-40K	DSX1 LED WITH (2) 30 LED LIGHT ENGINES, TYPE T24 OPTIC 4000K @ 1500MA WITH HOUSE SIDE SHIELD	LED	1	DSX1 LED 60K 1000-40K T_1Res	12006.13
	A	20	Lumina Lighting	DSX2 LED 4000K	DSX2 LED 4000K	LED	1	DSX2 LED 4000K	12006.13
				DSX2 LED 4000K	DSX2 LED 4000K	LED	1	DSX2 LED 4000K	12006.13
				DSX2 LED 4000K	DSX2 LED 4000K	LED	1	DSX2 LED 4000K	12006.13



NOTE:
ALL PARKING AREA FOOTCANDLE LEVELS SHALL BE 2 FC MINIMUM. PARKING AREA LIGHTING (TYPE OF LIGHT FIXTURES) SHALL BE PLANNED AND INSTALLED BY ELEC. CONTR. - SUBMIT BOTH FIXTURES AND POLES TO HANLEY FOR APPROVAL. POOR TO PLACING.

ELECTRICAL SITE FOOTCANDLES PLAN

SCALE: 1" = 30' - 0"

A circular professional engineer seal for the State of Louisiana. The outer ring contains the text "STATE OF LOUISIANA" at the top and "ELECTRICAL ENGINEERING" at the bottom. Inside the ring, the text "REGISTERED PROFESSIONAL ENGINEER" is written in a semi-circle. In the center, the name "WILLIAM C. TUBERVILLE" is printed above the registration number "REG. NO. 25541". A signature, "William C. Tuberville", is written across the seal. A small circular emblem with a star is located to the right of the name.

HOME 2
SUITES BY HILTON

W Mane Street West Monroe, Louisiana

SHEET TITLE:
ELECTRICAL SITE
FOOTCANDLES PLAN

PROJECT NO.	LATEST REVISION:
PROJ#	11-12-2011

DRAWN BY: SMJ CHECKED BY: SMJ SHEET NUMBER:

DATE: _____
DATE _____
E102